



Montecito Sanitary District

1042 Monte Cristo Lane *A Public Service Agency*
Santa Barbara, CA 93108

Phone: (805) 969-4200
www.montsan.org

AGENDA

For the Regular Meeting of the Board on:

May 27, 2026

The regular meeting of the Governing Board will begin at **2:00 p.m. on May 27, 2026** in the District's Board Room at 1042 Monte Cristo Lane, Santa Barbara, CA 93108.

The public may attend the meeting in person or participate remotely via Zoom using the following virtual meeting details:

By visiting: <https://us02web.zoom.us/j/86118975917>

Or by calling: 1-669-900-6833

Meeting ID: 861 1897 5917

1. **CALL TO ORDER**

A. **ROLL CALL**

B. **PLEDGE OF ALLEGIANCE**

C. **PRESIDENT'S REPORT**

2. **PUBLIC COMMENT**

Public comment on items not on the agenda is **limited to 3 minutes** and is at the discretion of the Board President. For further instructions, please see [Instructions for Public Comment](#) on the District's website.

3. **COMMITTEE REPORTS**

It is recommended that the Board receive and file a report provided by the following committee(s):

- A. The Montecito Sanitary Wastewater Treatment Plant Upgrade Ad Hoc Committee will report on its May 21, 2026 meeting

4. **CONSENT CALENDAR**

- A. Meeting minutes of the May 13, 2026 Regular Meeting (Page 3)
B. Contract Amendment - RailPros (Page 6)
C. Grant of Easement – 2025 Creekside Road (Page 20)

5. GENERAL MANAGER’S REPORT (PAGE 31)

The General Manager will provide a written report on the District’s non-actionable business and operational matters and will provide explanation where requested. Topics include the following:

- A. GM Meetings
- B. District Financial Matters
- C. Wastewater Treatment Plant Roadmap
- D. Flow/Rain Comparison
- E. Capital Improvements Projects and Key Effort Status Updates

6. BUSINESS ITEMS

A. ORGANIZATIONAL DECISIONS (PAGE 36)

It is recommended that the Board:

- i. Elect a member of the Board to the office of Vice President; and
- ii. Discuss and determine Standing Committees; and
- iii. Vote on Standing Committee members.

B. FISCAL YEAR 2026-27 BUDGET WORKSHOP (PAGE 37)

It is recommended that the Board:

- i. Receive a presentation from Staff on the Proposed Fiscal Year 2026-27 Budget; and
- ii. Provide input to Staff on the Proposed Fiscal Year 2026-27 Budget.

7. BOARD COMMUNICATIONS

- A. Items for future Board meeting
- B. Next Board Meeting Date – June 10, 2026

8. ADJOURNMENT

The Montecito Sanitary District conducts its meetings in accordance with the Brown Act. The District also provides alternative methods of remote participation which permit members of the public to observe and address public meetings remotely via telephone or Zoom. These methods of participation can be accessed through the internet link provided at the top of this agenda.

This agenda was posted on the District website, and at the Montecito Sanitary District Bulletin Board in accordance with the requirements of the Brown Act.

Attested by:



Stephen Williams

Business and Administrative Manager/Clerk of the Board

ADA – The Americans with Disabilities Act provides that no qualified individual with a disability shall be excluded from participation in, or denied the benefits of, the District's programs, services or activities because of any disability. If you need special assistance to participate in this meeting, please contact the District Office at 969-4200.



Montecito Sanitary District

1042 Monte Cristo Lane
Santa Barbara, CA 93108

A Public Service Agency

Phone: (805) 969-4200
www.montsan.org

MINUTES

For the Regular Meeting of the Board on:

May 13, 2026

1. CALL TO ORDER

The Governing Board of the Montecito Sanitary District convened a regular meeting at 2:00 pm on Wednesday, May 13, 2026. The meeting was also broadcast using Zoom teleconferencing.

ATTENDANCE

Board Members Present:

Directors Barrett, Johnson, Murphy, Ohlmann, and Rockenbach

Board Members Absent:

None

Also Present and Participating:

John Weigold, MSD General Manager

Stephen Williams, MSD Business and Administrative Manager/Clerk of the Board

Taylor Anderson, District Legal Counsel

2. PUBLIC COMMENT

Director Barrett read Director Newquist’s resignation email to the public record.

3. APPOINTMENT HEARING

The Board interviewed the two applicants to the vacant Board position. ON MOTION by Director Johnson, Seconded by Director Barrett the Board voted to appoint John Murphy to the vacant Board position.

AYES:	Directors Barrett, Johnson, Ohlmann, and Rockenbach
NAYES:	None
ABSTAIN:	None
ABSENT:	None

Motion carries.

4. CEREMONIAL SWEARING IN OF NEW DIRECTOR

President Rockenbach performed the ceremonial swearing in of new Board Director John Murphy.

5. CONSENT CALENDAR

ON MOTION by Director Barrett, Seconded by Director Rockenbach, the Board voted to approve the following Consent Calendar items:

- A. Payables from March 1, 2026 through March 31, 2026
- C. Fiscal Year 2025-26 Unaudited Financial Reports – March 31, 2026

AYES: Directors Barrett, Johnson, Murphy, Ohlmann, and Rockenbach
NAYES: None
ABSTAIN: None
ABSENT: None

Motion carries.

Director Barrett pulled Consent Calendar Item B – Resolution 2026-989 – District Reserve Policy for discussion. ON MOTION by Director Barrett, Seconded by Director Rockenbach, the Board voted to approve the Consent Calendar item.

AYES: Directors Barrett, Johnson, Muphy, Ohlmann, and Rockenbach
NAYES: None
ABSTAIN: None
ABSENT: None

Motion carries.

NOTE: Director Barrett left the meeting at 2:58pm.

6. BUSINESS ITEMS

A. BOARD POLICIES AND PROCEDURES

ON MOTION by Director Ohlmann, Seconded by Director Murphy, the Board voted to:

- i. Adopt the draft set of policies and procedures on an interim basis, effective immediately, subject to further revision; and
- ii. Request each Board Member to review the draft policies and procedures and provide comments back to the General Manager no later than May 29, 2026; and
- iii. Direct the General Manager to work with Jacob Green and Associates and Legal Counsel to revise the draft policies based on Board Members’ feedback; and
- iv. Return to the Board with a proposed final draft for adoption no later than June 24, 2026.

AYES: Directors, Johnson, Murphy, Ohlmann, and Rockenbach
NAYES: None
ABSTAIN: None
ABSENT: Director Barrett

Motion carries.

B. DISCUSSION OF A SEWER RATE STUDY PUBLIC FORUM MEETING

ON MOTION by Director Rockenbach, Seconded by Director Murphy, the Board voted to direct Director Johnson to go out into the public on behalf of the District to attend the County Board of Supervisors meeting, the Montecito Association meeting, or other Montecito community group meetings as appropriate, with Rate Study talking points drafted in conjunction with staff, and that she be compensated for those efforts pursuant to applicable governmental authority.

AYES: Directors Barrett, Johnson, Ohlmann, and Rockenbach
NAYES: None
ABSTAIN: None
ABSENT: None

Motion carries.

7. BOARD COMMUNICATIONS

- A. Next Regular Board Meeting Date – May 27, 2026
- B. Items for future Board meeting

8. ADJOURNMENT

ON MOTION by Director Ohlmann, Seconded by Director Johnson, the meeting ended at 4:24 pm.

These minutes were presented for approval at the Regular Board Meeting on May 27, 2026.

Rock Rockenbach, President

Minutes taken and prepared by:

Stephen Williams
Business and Administrative Manager/Clerk of the Board



Montecito Sanitary District

1042 Monte Cristo Lane
Santa Barbara, CA 93108

A Public Service Agency

Phone: (805) 969-4200
www.montsan.org

MONTECITO SANITARY DISTRICT

STAFF REPORT – 4B

DATE: May 27, 2026

TO: Board of Directors

FROM: John Weigold, General Manager
Bryce Swetek, Engineering Manager

SUBJECT: Amendment to UPRR Engineering Observer and Flagging Services for the 2025 Sewer Main CIPP Lining Project

RECOMMENDATION:

It is recommended that the Board:

1. Authorize the General Manager to amend the contract with RailPros from a not-to-exceed amount of \$270,000 to \$286,902.50, an increase of \$16,902.50, to provide UPRR Engineering Observer and Flagging services during construction for the District’s 2025 Sewer Main CIPP Lining Project.

DISCUSSION:

Background – The District began preliminary construction on the 2025 Sewer Main CIPP Lining project in December 2025, as part of the District’s Fiscal Year 2025-26 Capital Improvement Program. The Project will rehabilitate approximately 6,020 linear feet of 21-inch and 335 linear feet of 8-inch vitrified clay pipeline (VCP) using cured-in-place-pipe (CIPP) technology, along with manhole rehabilitation within District easements, Santa Barbara County right of way, Caltrans right-of-way, City of Santa Barbara right-of-way, and Union Pacific Railroad (UPRR) right-of-way.

The District officially kicked off construction for the project in the UPRR right-of-way on March 16, 2026. Work within the UPRR right-of-way for Engineering Observers and Flagging was initially projected for three weeks and up to 15 hours per shift; however, upon additional planning with field crews, as well as challenges in the field, work within the UPRR right-of-way was expanded to five weeks and three days, as well as expanded hours up to 16-hour shifts. All work within the UPRR right-of-way was completed on April 22, 2026.

As a result of the additional length of project time, both from the prospective of days in the field, as well as extended hours per day, this has translated to additional Engineering Observer and Flagging services efforts.

Fiscal Impact – The 2025 Sewer Main CIPP Lining Project is included in the Fiscal Year 2025-26 Capital Improvement Plan budget for \$3,000,000. The following is a list of Agreements in place for this project:

Construction Role	Organization	Original Approved Agreement Amount	Amendments/ Change Orders
Contractor	Insituform	\$1,730,613	N/A
Construction Management	Phoenix Civil Engineering	\$59,296	\$10,000
Construction Inspection	Phoenix Civil Engineering	\$146,600	N/A
Engineering Services	Water Systems Consulting	\$57,491	N/A
Railroad Coordination	On Track Solutions	\$51,120	\$68,400
UPRR Engineering Observer and Flagging Services	RailPros	\$270,000	\$16,902.50*

*Pending

The total project construction cost per the original agreements and the approved amendments is \$2,393,520. The pending additional cost of \$16,902.50 would bring the total project cost to \$2,410,422.50. Little potential remains for additional costs as the project is complete; only permitting costs and final tallying of Insituform change orders remain due to scope change, which are anticipated to be minor. The project is on track to be well below budget.

Analysis – Justifications – Per the Background discussion above, RailPros put in additional work beyond the initial level anticipated. The original contract amount had a significant contingency amount built in for the type of situations that occurred. However, the amount of effort exceeded that contingency. Railroad Engineering Observer and Flagging services were a requirement from UPRR as part of our Maintenance/Right of Entry permit. The RailPros staff did a great job by keeping our team safe and were very responsive to schedule changes to help keep the project on schedule. Staff recommends moving forward and executing the additional amount to the contract

DEPARTMENTS INVOLVED: Engineering, Collections, and Administration

ATTACHMENTS:

1. RailPros Invoices



RailPros Field Services, Inc.
 5605 N Macarthur Blvd Ste 650
 Irving TX 75038-2622
 United States

Invoice

Invoice #: MSSC2603

Invoice Date: 4/13/2026

Bill To

Montecito Sanitary District
 1042 Monte Cristo Ln
 Santa Barbara CA 93108-2809
 United States

TOTAL

\$51,937.50

Project	Terms	Due Date	PO #
0799521U Montecito Sanitary District - Montecito, CA - 0799521	Net 30	5/13/2026	

Quantity	Item	Rate	Amount
3	Utility Observation - Mobilization	\$1,000.00	\$3,000.00
24	Utility Observation - Surcharge (1)	\$300.00	\$7,200.00
21	Utility Observation - Weekdays	\$1,500.00	\$31,500.00
25.5	Utility Observation - Weekday Overtime	\$225.00	\$5,737.50
3	Utility Observation - Nights & Weekend	\$1,500.00	\$4,500.00
Subtotal			\$51,937.50
Tax Total (%)			\$0.00
Total			\$51,937.50



Montecito Sanitary District
Santa Barbara, CA
UP Folder # 0799521
Period 03/01/26 to 03/31/26

Date	Day of Week	Daily Hours					Total Hours	OT	Weekday		Weekend		
		Samuel Cowan	Curtis Harwick	Nicholas Bueche					Days	Overtime Hours	Days	Overtime Hours	
		AM Shift	AM Shift	PM Shift									
		Mobilization/ Administrative Fee										\$ 3,000.00	
		Surcharge (\$300/day x 24 days)										\$ 7,200.00	
3/1/2026	Sun						-	-	-	-	-	-	\$ -
3/2/2026	Mon						-	-	-	-	-	-	\$ -
3/3/2026	Tue						-	-	-	-	-	-	\$ -
3/4/2026	Wed						-	-	-	-	-	-	\$ -
3/5/2026	Thu						-	-	-	-	-	-	\$ -
3/6/2026	Fri						-	-	-	-	-	-	\$ -
3/7/2026	Sat						-	-	-	-	-	-	\$ -
3/8/2026	Sun						-	-	-	-	-	-	\$ -
3/9/2026	Mon						-	-	-	-	-	-	\$ -
3/10/2026	Tue						-	-	-	-	-	-	\$ -
3/11/2026	Wed						-	-	-	-	-	-	\$ -
3/12/2026	Thu						-	-	-	-	-	-	\$ -
3/13/2026	Fri						-	-	-	-	-	-	\$ -
3/14/2026	Sat						-	-	-	-	-	-	\$ -
3/15/2026	Sun						-	-	-	-	-	-	\$ -
3/16/2026	Mon	8.0					8.0	-	1.0	-	-	-	\$ 1,500.00
3/17/2026	Tue	8.0						-	1.0	-	-	-	\$ 1,500.00
3/18/2026	Wed	8.0					8.0	-	1.0	-	-	-	\$ 1,500.00
3/19/2026	Thu	8.0					8.0	-	1.0	-	-	-	\$ 1,500.00
3/20/2026	Fri	8.0					8.0	-	1.0	-	-	-	\$ 1,500.00
3/21/2026	Sat	8.0					8.0	-	-	-	1.0	-	\$ 1,500.00
3/22/2026	Sun						-	-	-	-	-	-	\$ -
3/23/2026	Mon	8.0	8.0				16.0	-	2.0	-	-	-	\$ 3,000.00
3/24/2026	Tue	8.0	8.5				16.5	0.5	2.0	0.5	-	-	\$ 3,112.50
3/25/2026	Wed	8.0	9.0				17.0	1.0	2.0	1.0	-	-	\$ 3,225.00
3/26/2026	Thu	8.0	8.0				16.0	-	2.0	-	-	-	\$ 3,000.00
3/27/2026	Fri	8.0	8.0				16.0	-	2.0	-	-	-	\$ 3,000.00
3/28/2026	Sat	8.0	8.0				16.0	-	-	-	2.0	-	\$ 3,000.00
3/29/2026	Sun						-	-	-	-	-	-	\$ -
3/30/2026	Mon	12.0	12.0	12.0			36.0	12.0	3.0	12.0	-	-	\$ 7,200.00
3/31/2026	Tue	12.0	12.0	12.0			36.0	12.0	3.0	12.0	-	-	\$ 7,200.00
Total		120.0	73.5	24.0	-	-	209.5	25.5	21.0	25.5	3.0	-	\$ 51,937.50



RailPros Field Services, Inc.
 5605 N Macarthur Blvd Ste 650
 Irving TX 75038-2622
 United States

Invoice

Invoice #: MSSC2604

Invoice Date: 5/14/2026

Bill To

Montecito Sanitary District
 1042 Monte Cristo Ln
 Santa Barbara CA 93108-2809
 United States

TOTAL

\$91,450.00

Project	Terms	Due Date	PO #
0799521U Montecito Sanitary District - Montecito, CA - 0799521	Net 30	6/13/2026	

Quantity	Item	Rate	Amount
1	Utility Observation - Mobilization	\$1,000.00	\$1,000.00
36	Utility Observation - Surcharge (1)	\$300.00	\$10,800.00
32	Utility Observation - Weekdays	\$1,500.00	\$48,000.00
114	Utility Observation - Weekday Overtime	\$225.00	\$25,650.00
4	Utility Observation - Nights & Weekend	\$1,500.00	\$6,000.00
Subtotal			\$91,450.00
Tax Total (%)			\$0.00
Total			\$91,450.00



**Montecito Sanitary District
Santa Barbara, CA
UP Folder # 0799521
Period 04/01/26 to 04/30/26**

Date	Day of Week	Daily Hours					Total Hours	OT	Weekday		Weekend		
		Curtis Harwick/Chad Winn	Samuel Cowan	Nicholas Bueche	Maria Roberts/Pete Rodriguez				Days	Overtime Hours	Days	Overtime Hours	
		AM Shift	AM Shift	PM Shift	PM Shift								
		Mobilization/ Administrative Fee										\$ 1,000.00	
		Surcharge (\$300/day x 36 days)										\$ 10,800.00	
4/1/2026	Wed	12.0	12.0	12.0			36.0	12.0	3.0	12.0	-	-	\$ 7,200.00
4/2/2026	Thu	12.0	12.0	12.0			36.0	12.0	3.0	12.0	-	-	\$ 7,200.00
4/3/2026	Fri	12.0	12.0	12.0			36.0	12.0	3.0	12.0	-	-	\$ 7,200.00
4/4/2026	Sat	8.0	8.0				16.0	-	-	-	2.0	-	\$ 3,000.00
4/5/2026	Sun						-	-	-	-	-	-	\$ -
4/6/2026	Mon	12.0	12.0		12.0		36.0	12.0	3.0	12.0	-	-	\$ 7,200.00
4/7/2026	Tue	12.0	12.0		12.0		36.0	12.0	3.0	12.0	-	-	\$ 7,200.00
4/8/2026	Wed	12.0	12.0		12.0		36.0	12.0	3.0	12.0	-	-	\$ 7,200.00
4/9/2026	Thu	12.0	12.0		12.0		36.0	12.0	3.0	12.0	-	-	\$ 7,200.00
4/10/2026	Fri		8.0				8.0	-	1.0	-	-	-	\$ 1,500.00
4/11/2026	Sat		8.0				8.0	-	-	-	1.0	-	\$ 1,500.00
4/12/2026	Sun						-	-	-	-	-	-	\$ -
4/13/2026	Mon		12.0		12.0		24.0	8.0	2.0	8.0	-	-	\$ 4,800.00
4/14/2026	Tue		12.0		12.0		24.0	8.0	2.0	8.0	-	-	\$ 4,800.00
4/15/2026	Wed		12.0		12.0		24.0	8.0	2.0	8.0	-	-	\$ 4,800.00
4/16/2026	Thu		12.0				12.0	4.0	1.0	4.0	-	-	\$ 2,400.00
4/17/2026	Fri		10.0					2.0	1.0	2.0	-	-	\$ 1,950.00
4/18/2026	Sat		8.0				8.0	-	-	-	1.0	-	\$ 1,500.00
4/19/2026	Sun						-	-	-	-	-	-	\$ -
4/20/2026	Mon	8.0					8.0	-	1.0	-	-	-	\$ 1,500.00
4/21/2026	Tue	8.0					8.0	-	1.0	-	-	-	\$ 1,500.00
4/22/2026	Wed						-	-	-	-	-	-	\$ -
4/23/2026	Thu						-	-	-	-	-	-	\$ -
4/24/2026	Fri						-	-	-	-	-	-	\$ -
4/25/2026	Sat						-	-	-	-	-	-	\$ -
4/26/2026	Sun						-	-	-	-	-	-	\$ -
4/27/2026	Mon						-	-	-	-	-	-	\$ -
4/28/2026	Tue						-	-	-	-	-	-	\$ -
4/29/2026	Wed						-	-	-	-	-	-	\$ -
4/30/2026	Thu						-	-	-	-	-	-	\$ -
Total		108.0	174.0	36.0	84.0	-	392.0	114.0	32.0	114.0	4.0	-	\$ 91,450.00



RailPros Field Services, Inc.
 5605 N Macarthur Blvd Ste 650
 Irving TX 75038-2622
 United States

Invoice

Invoice #: MSSC2603

Invoice Date: 4/13/2026

Bill To

Montecito Sanitary District
 1042 Monte Cristo Ln
 Santa Barbara CA 93108-2809
 United States

TOTAL

\$51,937.50

Project	Terms	Due Date	PO #
0799521U Montecito Sanitary District - Montecito, CA - 0799521	Net 30	5/13/2026	

Quantity	Item	Rate	Amount
3	Utility Observation - Mobilization	\$1,000.00	\$3,000.00
24	Utility Observation - Surcharge (1)	\$300.00	\$7,200.00
21	Utility Observation - Weekdays	\$1,500.00	\$31,500.00
25.5	Utility Observation - Weekday Overtime	\$225.00	\$5,737.50
3	Utility Observation - Nights & Weekend	\$1,500.00	\$4,500.00
Subtotal			\$51,937.50
Tax Total (%)			\$0.00
Total			\$51,937.50



Montecito Sanitary District
Santa Barbara, CA
UP Folder # 0799521
Period 03/01/26 to 03/31/26

Date	Day of Week	Daily Hours					Total Hours	OT	Weekday		Weekend		
		Samuel Cowan	Curtis Harwick	Nicholas Bueche					Days	Overtime Hours	Days	Overtime Hours	
		AM Shift	AM Shift	PM Shift									
		Mobilization/ Administrative Fee										\$ 3,000.00	
		Surcharge (\$300/day x 24 days)										\$ 7,200.00	
3/1/2026	Sun						-	-	-	-	-	-	\$ -
3/2/2026	Mon						-	-	-	-	-	-	\$ -
3/3/2026	Tue						-	-	-	-	-	-	\$ -
3/4/2026	Wed						-	-	-	-	-	-	\$ -
3/5/2026	Thu						-	-	-	-	-	-	\$ -
3/6/2026	Fri						-	-	-	-	-	-	\$ -
3/7/2026	Sat						-	-	-	-	-	-	\$ -
3/8/2026	Sun						-	-	-	-	-	-	\$ -
3/9/2026	Mon						-	-	-	-	-	-	\$ -
3/10/2026	Tue						-	-	-	-	-	-	\$ -
3/11/2026	Wed						-	-	-	-	-	-	\$ -
3/12/2026	Thu						-	-	-	-	-	-	\$ -
3/13/2026	Fri						-	-	-	-	-	-	\$ -
3/14/2026	Sat						-	-	-	-	-	-	\$ -
3/15/2026	Sun						-	-	-	-	-	-	\$ -
3/16/2026	Mon	8.0					8.0	-	1.0	-	-	-	\$ 1,500.00
3/17/2026	Tue	8.0						-	1.0	-	-	-	\$ 1,500.00
3/18/2026	Wed	8.0					8.0	-	1.0	-	-	-	\$ 1,500.00
3/19/2026	Thu	8.0					8.0	-	1.0	-	-	-	\$ 1,500.00
3/20/2026	Fri	8.0					8.0	-	1.0	-	-	-	\$ 1,500.00
3/21/2026	Sat	8.0					8.0	-	-	-	1.0	-	\$ 1,500.00
3/22/2026	Sun						-	-	-	-	-	-	\$ -
3/23/2026	Mon	8.0	8.0				16.0	-	2.0	-	-	-	\$ 3,000.00
3/24/2026	Tue	8.0	8.5				16.5	0.5	2.0	0.5	-	-	\$ 3,112.50
3/25/2026	Wed	8.0	9.0				17.0	1.0	2.0	1.0	-	-	\$ 3,225.00
3/26/2026	Thu	8.0	8.0				16.0	-	2.0	-	-	-	\$ 3,000.00
3/27/2026	Fri	8.0	8.0				16.0	-	2.0	-	-	-	\$ 3,000.00
3/28/2026	Sat	8.0	8.0				16.0	-	-	-	2.0	-	\$ 3,000.00
3/29/2026	Sun						-	-	-	-	-	-	\$ -
3/30/2026	Mon	12.0	12.0	12.0			36.0	12.0	3.0	12.0	-	-	\$ 7,200.00
3/31/2026	Tue	12.0	12.0	12.0			36.0	12.0	3.0	12.0	-	-	\$ 7,200.00
Total		120.0	73.5	24.0	-	-	209.5	25.5	21.0	25.5	3.0	-	\$ 51,937.50



RailPros Field Services, Inc.
 5605 N Macarthur Blvd Ste 650
 Irving TX 75038-2622
 United States

Invoice

Invoice #: MSSC2604

Invoice Date: 5/14/2026

Bill To

Montecito Sanitary District
 1042 Monte Cristo Ln
 Santa Barbara CA 93108-2809
 United States

TOTAL

\$91,450.00

Project	Terms	Due Date	PO #
0799521U Montecito Sanitary District - Montecito, CA - 0799521	Net 30	6/13/2026	

Quantity	Item	Rate	Amount
1	Utility Observation - Mobilization	\$1,000.00	\$1,000.00
36	Utility Observation - Surcharge (1)	\$300.00	\$10,800.00
32	Utility Observation - Weekdays	\$1,500.00	\$48,000.00
114	Utility Observation - Weekday Overtime	\$225.00	\$25,650.00
4	Utility Observation - Nights & Weekend	\$1,500.00	\$6,000.00
Subtotal			\$91,450.00
Tax Total (%)			\$0.00
Total			\$91,450.00



Montecito Sanitary District
Santa Barbara, CA
UP Folder # 0799521
Period 04/01/26 to 04/30/26

Date	Day of Week	Daily Hours					Total Hours	OT	Weekday		Weekend		
		Curtis Harwick/Chad Winn	Samuel Cowan	Nicholas Bueche	Maria Roberts/Pete Rodriguez				Days	Overtime Hours	Days	Overtime Hours	
		AM Shift	AM Shift	PM Shift	PM Shift								
		Mobilization/ Administrative Fee										\$ 1,000.00	
		Surcharge (\$300/day x 36 days)										\$ 10,800.00	
4/1/2026	Wed	12.0	12.0	12.0			36.0	12.0	3.0	12.0	-	-	\$ 7,200.00
4/2/2026	Thu	12.0	12.0	12.0			36.0	12.0	3.0	12.0	-	-	\$ 7,200.00
4/3/2026	Fri	12.0	12.0	12.0			36.0	12.0	3.0	12.0	-	-	\$ 7,200.00
4/4/2026	Sat	8.0	8.0				16.0	-	-	-	2.0	-	\$ 3,000.00
4/5/2026	Sun						-	-	-	-	-	-	\$ -
4/6/2026	Mon	12.0	12.0		12.0		36.0	12.0	3.0	12.0	-	-	\$ 7,200.00
4/7/2026	Tue	12.0	12.0		12.0		36.0	12.0	3.0	12.0	-	-	\$ 7,200.00
4/8/2026	Wed	12.0	12.0		12.0		36.0	12.0	3.0	12.0	-	-	\$ 7,200.00
4/9/2026	Thu	12.0	12.0		12.0		36.0	12.0	3.0	12.0	-	-	\$ 7,200.00
4/10/2026	Fri		8.0				8.0	-	1.0	-	-	-	\$ 1,500.00
4/11/2026	Sat		8.0				8.0	-	-	-	1.0	-	\$ 1,500.00
4/12/2026	Sun						-	-	-	-	-	-	\$ -
4/13/2026	Mon		12.0		12.0		24.0	8.0	2.0	8.0	-	-	\$ 4,800.00
4/14/2026	Tue		12.0		12.0		24.0	8.0	2.0	8.0	-	-	\$ 4,800.00
4/15/2026	Wed		12.0		12.0		24.0	8.0	2.0	8.0	-	-	\$ 4,800.00
4/16/2026	Thu		12.0				12.0	4.0	1.0	4.0	-	-	\$ 2,400.00
4/17/2026	Fri		10.0					2.0	1.0	2.0	-	-	\$ 1,950.00
4/18/2026	Sat		8.0				8.0	-	-	-	1.0	-	\$ 1,500.00
4/19/2026	Sun						-	-	-	-	-	-	\$ -
4/20/2026	Mon	8.0					8.0	-	1.0	-	-	-	\$ 1,500.00
4/21/2026	Tue	8.0					8.0	-	1.0	-	-	-	\$ 1,500.00
4/22/2026	Wed						-	-	-	-	-	-	\$ -
4/23/2026	Thu						-	-	-	-	-	-	\$ -
4/24/2026	Fri						-	-	-	-	-	-	\$ -
4/25/2026	Sat						-	-	-	-	-	-	\$ -
4/26/2026	Sun						-	-	-	-	-	-	\$ -
4/27/2026	Mon						-	-	-	-	-	-	\$ -
4/28/2026	Tue						-	-	-	-	-	-	\$ -
4/29/2026	Wed						-	-	-	-	-	-	\$ -
4/30/2026	Thu						-	-	-	-	-	-	\$ -
Total		108.0	174.0	36.0	84.0	-	392.0	114.0	32.0	114.0	4.0	-	\$ 91,450.00



5605 N. MacArthur Blvd, Suite 650 Irving, Texas 75038

INVOICE

Check Remit To:
RailPros Field Services, Inc.
Lockbox - Denver #5205
PO Box 5205
Denver, CO 80217-5205
Phone: (682) 223-6897
accounting.fs@railpros.com

Invoice To
MONTECITO SANITARY DISTRICT

1042 Monte Cristo Ln
Santa Barbara, CA 93108

Location: Montecito, CA

Period: Services from 03/16/2026 through 03/31/2026

Description: *Utilities* - PLX/CIPP Lining - Montecito, CA - Santa Barbara Sub - MP 370.1 - 0799521

Total Due : \$45,800.00

Invoice Number : MS6158220260331
Invoice Date : 14 Apr 2026
Task Order Number : 61582-F

DESCRIPTION	QUANTITY	RATE	AMOUNT
Shaun Adams			
Standard shift (Days)	6.00	\$1,800.00	\$10,800.00
Overtime hours (Hours)	14.50	\$225.00	\$3,262.50
Per Diem Surcharge	6.00	\$100.00	\$600.00
James Dooley			
Standard shift (Days)	11.00	\$1,800.00	\$19,800.00
Overtime hours (Hours)	43.50	\$225.00	\$9,787.50
Per Diem Surcharge	11.00	\$100.00	\$1,100.00
Other			

DESCRIPTION	QUANTITY	RATE	AMOUNT
Certified payroll fee	1.00	\$150.00	\$150.00
Processing & handling fee	1.00	\$300.00	\$300.00

TOTAL: \$45,800.00

Thank you for your business!

Terms: Due on receipt



5605 N. MacArthur Blvd, Suite 650 Irving, Texas 75038

INVOICE

Check Remit To:
RailPros Field Services, Inc.
Lockbox - Denver #5205
PO Box 5205
Denver, CO 80217-5205
Phone: (682) 223-6897
accounting.fs@railpros.com

Invoice To
MONTECITO SANITARY DISTRICT

1042 Monte Cristo Ln
Santa Barbara, CA 93108

Location: Montecito, CA

Period: Services from 04/01/2026 through 04/21/2026

Description: *Utilities* - PLX/CIPP Lining - Montecito, CA - Santa Barbara Sub - MP 370.1 - 0799521

Total Due : \$97,715.00

Invoice Number : MS6158220260430
Invoice Date : 13 May 2026
Task Order Number : 61582-F

DESCRIPTION **QUANTITY** **RATE** **AMOUNT**

Shaun Adams

Standard shift (Days) 3.00 \$1,800.00 \$5,400.00

Overtime hours (Hours) 22.50 \$225.00 \$5,062.50

Per Diem Surcharge 3.00 \$100.00 \$300.00

Antonio Alamillo

Standard shift (Days) 5.00 \$1,800.00 \$9,000.00

Overtime hours (Hours) 25.50 \$225.00 \$5,737.50

Per Diem Surcharge 5.00 \$100.00 \$500.00

James Dooley

DESCRIPTION	QUANTITY	RATE	AMOUNT
Standard shift (Days)	15.00	\$1,800.00	\$27,000.00
Overtime hours (Hours)	81.50	\$225.00	\$18,337.50
Per Diem Surcharge	15.00	\$100.00	\$1,500.00
Bret Lappin			
Night shift (Days)	4.00	\$2,100.00	\$8,400.00
Per Diem Surcharge	4.00	\$100.00	\$400.00
Night overtime hours (Hours)	18.50	\$265.00	\$4,902.50
Billie Lewis			
Night shift (Days)	3.00	\$2,100.00	\$6,300.00
Per Diem Surcharge	3.00	\$100.00	\$300.00
Night overtime hours (Hours)	15.00	\$265.00	\$3,975.00
Other			
Certified payroll fee	4.00	\$150.00	\$600.00

TOTAL: \$97,715.00

Thank you for your business!

Terms: Due on receipt



Montecito Sanitary District

1042 Monte Cristo Lane
Santa Barbara, CA 93108

A Public Service Agency

Phone: (805) 969-4200
www.montsan.org

MONTECITO SANITARY DISTRICT STAFF REPORT – 4C

DATE: May 27, 2026
TO: Board of Directors
FROM: John Weigold, General Manager
SUBJECT: Grant of Easement at 2025 Creekside Road, Montecito, California

RECOMMENDATION

It is recommended that the Board:

- 1) Execute a Certificate of Acceptance for the grant of easement at 2025 Creekside Road, Montecito, California; and
- 2) Determine that this action is not subject to California Environmental Quality Act (CEQA) pursuant to it not being considered a project per CEQA Guidelines §§15060(c)(2)-(3) and 15378.

BACKGROUND

The District has multiple easements ranging from 10-20' wide, has sewer pipelines ranging from eight-inch (8") to twelve-inch (12"), and three manholes on the property.

The grantor desires to develop the property, which will include certain improvements around the existing easement area, limiting access to sewer facilities.

Staff believes a new easement, in addition to the existing easements, will help ensure adequate vehicular access to the sewer facilities. A future License Agreement is anticipated in addition to this new easement upon final review of the development.

FISCAL IMPACT: None

ATTACHMENTS:

1. Certificate of Acceptance
2. Grant of Easement

**RECORDING REQUESTED BY
AND AFTER RECORDATION MAIL TO:**

Montecito Sanitary District
Attn: General Manager
1042 Monte Cristo Lane
Montecito, CA 93108

NO FEE RECORDING PURSUANT TO GOVERNMENT CODE §§ 6103 & 27383

CERTIFICATE OF ACCEPTANCE

(Government Code Section 27281)

This is to certify that the interest in real property conveyed by the Grant of Easement dated May 27, 2026, from Christopher B. Mathewson and Leslie A. Mathewson, Trustees of the Mathewson Family Trust dated November 11, 2014, to the Montecito Sanitary District, a California independent special district, is hereby accepted by order of the Board of Directors of the Montecito Sanitary District on May 27, 2026, and the grantee consents to the recordation thereof by its duly authorized officer.

Authorized Signatory:

Attest:

Signature: _____

Signature: _____

Printed: _____

Printed: _____

Title: _____

Title: _____

Date: _____

Date: _____

RECORDING REQUESTED BY:

MONTECITO SANITARY DISTRICT
1042 Monte Cristo Lane
Santa Barbara, CA 93108-2809

AND WHEN RECORDED MAIL TO

Montecito Sanitary District:
Attn: Bryce Swetek, P.E.
1042 Monte Cristo Ln,
Montecito, CA 93108

No fee for recording pursuant to Government Code 6103 & 27383
APN: 005-060-014

GRANT OF EASEMENT

This Grant of Easement (“Grant”) is entered into by and between the Montecito Sanitary District, a California independent special district, (“District” or “Grantee”) and Christopher B. Mathewson and Leslie A. Mathewson, Trustees of the Mathewson Family Trust dated 11/11/14, as amended (together, “Grantor”).

RECITALS

- A. Grantor is the owner of real property located at 2025 Creekside Rd, Santa Barbara, CA 93108 [Assessor Parcel Number 005-060-014] (“Property”);
- B. The Property is subject to existing easements in favor of the District recorded on: May 14, 1969 as Instrument No. 13379 of Book 2271 on Page 520 of Official Records of Santa Barbara County; August 12, 1999 as Instrument No. 1999-0063823 of Official Records of Santa Barbara County; and November 3, 1999 as Instrument No. 1999-0088272 of the Official Records of Santa Barbara County (“Prior Easements”), and at the District’s request, Grantor desires to grant this easement (“Easement”) to the District to continue to service the wastewater facilities for the benefit of the Property and other neighboring properties, with the understanding that upon recordation this Easement is to connect to and be used by the District in conjunction with the Prior Easements, but that the conditions of this Grant apply only to the Easement granted herein;
- C. The Property is subject to the Santa Barbara County’s Open Space Easement, which is intended to, without limitation, protect the public’s access to the trail and preserve/maintain the natural environment;

- D. Under Health and Safety Code section 6514, the District may acquire “such real and personal property and rights of way, either within or without the limits of the district, as in the judgment of the board are necessary or proper to the exercise of its powers, and particularly for the purpose of permitting ingress to and egress from such real or personal property...”;
- E. On September 26, 1960, the District adopted Resolution No. 1960-21 which authorizes any member of the Governing Board “to accept for and on behalf of Montecito Sanitary District, deeds or grants conveying any interest in or easement upon real property to Montecito Sanitary District”; and
- F. On March 20, 2024, the District adopted Ordinance No. 23 to govern access to and maintenance of its easements; and
- G. The District desires to acquire the Easement over Grantor’s Property under Health and Safety Code §§ 6512 and 6514 and other applicable law for the purpose of laying sewer lines, including main lines, trunk lines, collection lines, and laterals, and installing manholes and other underground and surface structures appurtenant to the sewer lines (“Facilities”), and obtaining the right of ingress to and egress from the Property to construct, operate, maintain, inspect, repair, and replace the Facilities.

AGREEMENT

1. Grant of Easement. Grantor grants to District this Easement within the “Easement Area,” as more particularly described in the Legal Description (Exhibit A) and depicted in the Plat Map (Exhibit B), both of which are attached and incorporated in full by reference, subject to the terms of this Grant.
2. Description of Grant. The Grant is an Easement for the construction, operation, maintenance, inspection, repair, and replacement of the Facilities and the right of ingress to and egress from the Property using existing access routes at all times reasonable for those purposes. The Grant is made subject to the conditions of Montecito Sanitary District Ordinance No. 23 as of the Effective Date, which conditions are incorporated herein by reference.
3. Use of Easement Area by District. District agrees to use the Easement Area only in a manner consistent with the terms and conditions of this Grant. Prior to the performance of any work within the Easement Area, District shall inform the Grantor in advance and in writing, except in the event of an emergency. In the event that Grantor gives the District written notice that District’s use of the Easement Area violates the terms and conditions of this Grant, District shall promptly take such steps as are necessary to cure such violation. Notices shall be delivered to the addresses set forth in paragraph 14 below. District shall not make any changes to the Easement Area that are inconsistent with the purpose and intent of the Grant or the Open Space Easement graphically depicted on the attached Plat Map.
4. Use of Easement Area by Grantor. Grantor shall not increase or decrease or permit to be increased or decreased the ground elevations or grades of the Easement Area then existing upon the Effective Date of this Grant. Neither shall Grantor construct or permit to be constructed any

permanent or temporary encroachments upon the Easement Area, without the prior written consent of the District.

5. Maintenance of Easement Area. The Grantor shall maintain the Easement Area in a condition it determines to be reasonably necessary and consistent with the Open Space Easement for purposes of maintaining adequate vehicle and manhole clearances.

6. Removal of Encroachments. Grantor will be responsible for removing any encroachments upon the Easement Area deemed to be a “Significant Interference” as that term is defined in Ordinance No. 23.

7. Relocation of Easement. Grantor may, at Grantor’s own expense and subject to the written approval of the District, relocate the Easement Area or Facilities in the event that they conflict with future development at the Property, provided that Grantor does not cause the discontinuance of service to any area outside the Property being served by the District and the District receives, without expense to the District, a comparable easement for the relocation.

8. Damage to Property or Easement Area. Any damage to the Property or Easement Area resulting from the District’s negligence or willful misconduct shall be repaired at District’s sole cost and expense.

9. Maintenance of Facilities. Nothing in this Grant may be construed or interpreted as giving Grantor the authority to bind or commit District to construct, operate, maintain, inspect, repair, or replace the Facilities, all of which shall be performed pursuant to District’s governing documents and underlying governmental service obligations as a California special district.

10. Term. This Easement shall commence on the date this Grant is recorded in the official records of Santa Barbara County (“Effective Date”) and shall terminate upon the recordation of a Release and Quitclaim executed by the District with notary acknowledgement.

11. Restoration Following Termination. Upon termination of this Easement by recorded Release and Quitclaim, the District will restore the Easement Area to its original condition immediately before the Effective Date of this Grant.

12. Integration: Waiver. There are no other agreements, understandings, representations or warranties by or among the parties with respect to the subject matter of this Grant except as expressly set forth in this Grant. This Grant may only be amended or modified by a writing executed by each party to this Grant. No waiver of or failure by any party to enforce a provision, covenant, condition or right under this Grant (each, a “Right”) will be construed as a subsequent waiver of the same Right or waiver of any other Right. No extension of time for performance of any obligations or acts extends the time for performance of any other obligations or acts. The waiver of any Right and any extension of time for performance or obligations or acts are only effective when made in writing.

13. Successors and Assigns. This Grant shall run with the land and is binding upon and inures to the benefit of the parties’ respective heirs, personal and legal representatives, successors and assigns.

Grant of Easement

14. Processing Fee. Upon the execution of this Grant, Grantee is required to pay to District a processing fee of \$2,300.00 for the administrative handling of this Grant, which will be collected at time of issuance of construction permits.

15. Addresses for Notices. Any notice, demand or communication required or permitted to be delivered pursuant to this Grant shall be in writing and shall be deemed to have been duly delivered (i) when received, if delivered personally or by courier, (ii) on the date receipt is acknowledged, if delivered by certified mail, postage prepaid, return receipt requested, or (iii) on the date of transmission, if sent by email or facsimile transmission, as follows:

District: Montecito Sanitary District
Attention: Bryce Swetek, Engineering Manager
1042 Monte Cristo Lane
Santa Barbara, CA 93108
Email: bswetek@montsan.org

Grantor: Christopher B. Mathewson and Leslie A. Mathewson,
Trustees of the Mathewson Family Trust
2025 Creekside Road
Montecito, CA 93108
Email: cmathewson@aresmgmt.com
leslierob@gmail.com

16. Informal Resolution of Disputes. As a first step to resolving any dispute that may arise under this Grant, the parties shall endeavor to resolve the dispute through good faith, informal negotiation.

IN WITNESS WHEREOF, this Grant shall take effect upon the date of the last signature below ("Effective Date").

"DISTRICT"
Montecito Sanitary District

"Grantor"
Christopher and Leslie Mathewson

Authorized Signatory:

Authorized Signatory:

Signature: _____

Signature: _____ 

Printed: Rock Rockenbach

Printed: Christopher Mathewson

Title: Board President

Title: Owner/Trustee


Date: _____

Date: 5/18/20

Attest:

Authorized Signatory:

Signature: _____

Signature: _____ 

Printed: Stephen Williams

Printed: Leslie Mathewson

Title: District Administrator

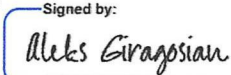
Title: Owner/Trustee

Date: _____

Date: 5/18/20

(SEAL)

Approved as to Form:

Signed by: 
Signature: _____
1CE7304209D04D7...

Printed: Aleks Giragosian

Title: Legal Counsel



ACKNOWLEDGEMENT

A notary public or other officer completing this certificate verifies only the identity of the individual who signed the document to which this certificate is attached, and not the truthfulness, accuracy, or validity of that document


STATE OF Calif)
COUNTY OF Santa Barbara)

On May 18, 2026^{pub}, before me, Mary L. Ortega, a Notary Public, personally appeared Leslie Mathewson + Christopher Mathewson who proved to me on the basis of satisfactory evidence to be the person(s) whose name(s) is/are subscribed to the within instrument and acknowledged to me that he/she/they executed the same in his/her/their authorized capacity(ies), and that by his/her/their signature(s) on the instrument the person(s), or the entity upon behalf of which the person(s) acted, executed the instrument.

I certify under PENALTY OF PERJURY, under the laws of the State of California, that the foregoing paragraph is true and correct.

WITNESS my hand and official seal.

Mary L. Ortega
Signature



**EXHIBIT A
LEGAL DESCRIPTION**

EASEMENT LEGAL DESCRIPTION:

A PORTION OF THE LAND REFERRED TO HEREIN BELOW IS SITUATED IN THE UNINCORPORATED AREA IN COUNTY OF SANTA BARBARA, STATE OF CALIFORNIA AND IS DESCRIBED AS FOLLOWS:

LOT 4 OF TRACT 14,038, IN THE COUNTY OF SANTA BARBARA, STATE OF CALIFORNIA, AS PER MAP THEREOF RECORDED IN BOOK 184, PAGES 1 THROUGH 12, INCLUSIVE OF MAPS, AND AMENDED BY CERTIFICATE OF CORRECTION RECORDED NOVEMBER 9, 1999 AS INSTRUMENT NO. 1999-089784 OF OFFICIAL RECORDS, IN THE OFFICE OF THE COUNTY RECORDER OF SAID COUNTY.

DESCRIBED AS FOLLOWS:

COMMENCING AT THE NORTHEASTERLY CORNER OF SAID LOT 4 ON THE CENTERLINE OF CREEKSIDE ROAD, 36 FEET WIDE, AS SHOWN ON SHEET 5 OF 12 FILED IN BOOK 184, PAGE 5 OF SAID TRACT 14,038;

THENCE ALONG THE CENTERLINE OF CREEKSIDE ROAD AND THE EASTERLY LINE OF SAID LOT 4, SOUTH 37°29'20" WEST A DISTANCE OF 453.09 FEET TO AN ANGLE POINT;

THENCE LEAVING SAID CENTERLINE AT RIGHT ANGLES NORTH 52°30'40" WEST A DISTANCE OF 18.00 FEET TO THE WESTERLY RIGHT OF WAY OF SAID CREEKSIDE ROAD:

THENCE ALONG SAID WESTERLY RIGHT OF WAY OF CREEKSIDE ROAD NORTH 37°29'20" EAST A DISTANCE OF 40.15 FEET TO THE NORTHERLY SIDE OF A "15' WIDE PUBLIC EASEMENT FOR ACCESS PURPOSES TO THE COUNTY OF SANTA BARBARA FLOOD CONTROL DISTRICT AND FOR ACCESS AND SANITARY SEWER PURPOSES TO THE MONTECITO SANITARY DISTRICT", AS DEDICATED PER SAID TRACT MAP 14,038;

THENCE ALONG SAID NORTHERLY SIDE NORTH 81°24'27" WEST A DISTANCE OF 62.20 FEET TO THE TRUE POINT OF BEGINNING, AND THE BEGINNING OF A TANGENT CURVE TO THE RIGHT;

THENCE LEAVING SAID 15' WIDE EASMENT, ALONG SAID TANGENT CURVE

50935444.2

**EXHIBIT A
LEGAL DESCRIPTION**

TURNING TO THE RIGHT AN ARC LENGTH OF 66.78', HAVING A RADIUS OF 45.00', ALONG WITH A DELTA ANGLE OF 85°01'22" TO A POINT ON THE NORTHEASTERLY SIDE OF A "20' WIDE PUBLIC EASEMENT FOR ACCESS PURPOSES TO THE COUNTY OF SANTA BARBARA FLOOD CONTROL DISTRICT AND FOR ACCESS AND SANITARY SEWER PURPOSES TO THE MONTECITO SANITARY DISTRICT, AS DEDICATED PER SAID TRACT MAP 14,038;

THENCE ALONG THE EASTERLY LINE OF SAID 20' WIDE EASEMENT SOUTH 03°36'55" WEST A DISTANCE OF 41.25 FEET;

THENCE ALONG SAID 15' WIDE EASEMENT SOUTH 81°24'27" EAST A DISTANCE OF 41.25 FEET TO THE TRUE POINT OF BEGINNING;

END OF DESCRIPTION.

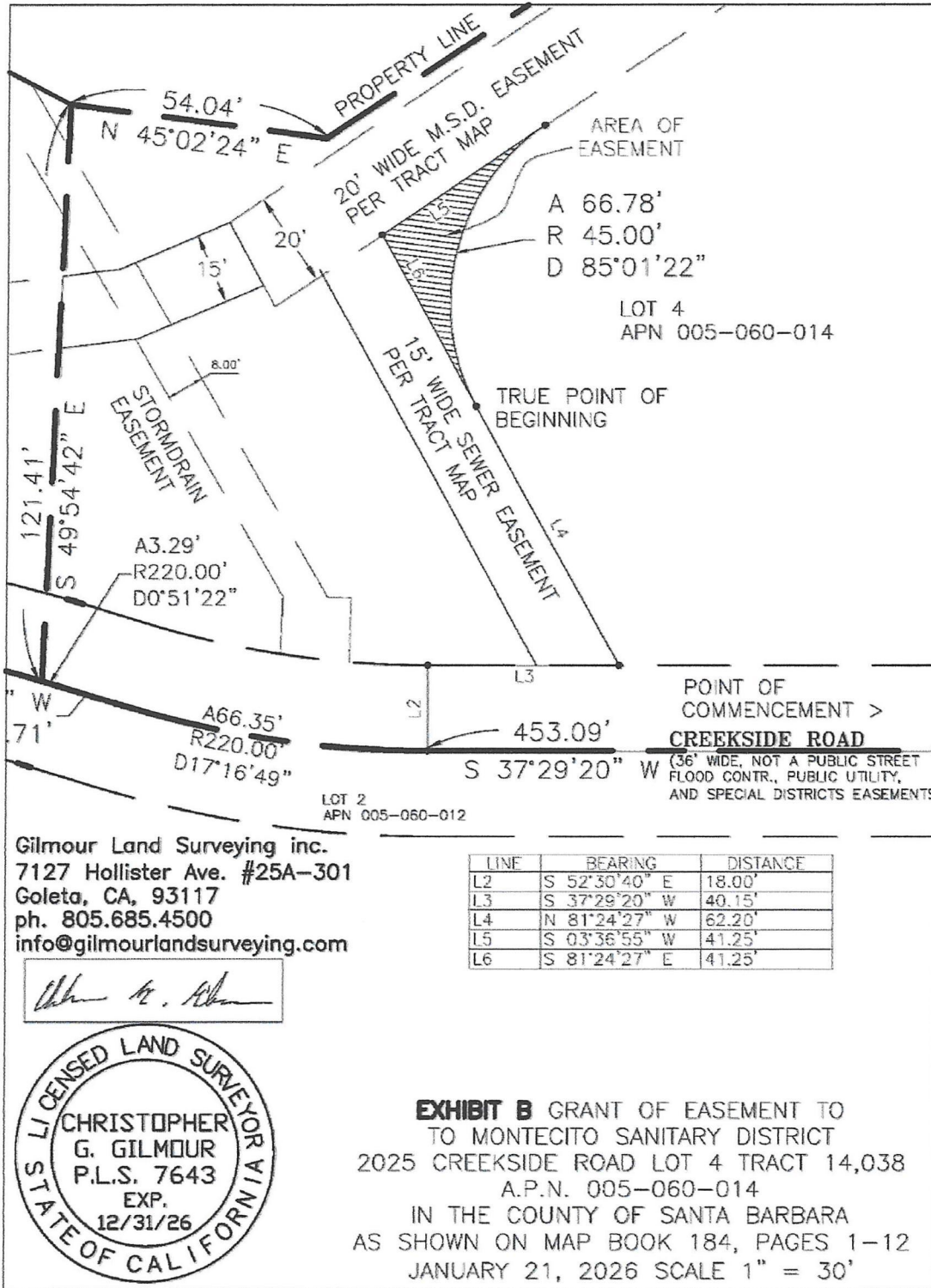
DESCRIPTIONS AND EXHIBITS PREPARED BY:

BY: CHRISTOPHER GILMOUR DATE: 12/15/2025
PLS 7643 LIC. EXP. 12/31/2026
GILMOUR LAND SURVEYING INC.
7127 HOLLISTER AVE. #25A-301
GOLETA, CA 93117
info@gilmourlandsurveying.co



50935444.2

**EXHIBIT B
PLAT MAP**



50935444.2



Montecito Sanitary District

1042 Monte Cristo Lane
Santa Barbara, CA 93108

A Public Service Agency

Phone: (805) 969-4200
www.montsan.org

MONTECITO SANITARY DISTRICT STAFF REPORT – 5

DATE: May 27, 2026
TO: Board of Directors
FROM: John Weigold, General Manager
SUBJECT: General Manager Report

The District continues its mission of providing wastewater collection and treatment services. In addition to the daily operations of the District, the following is an update on some of our current ongoing projects and activities.

A. GM Meetings

Since my last report, on April 22, 2026, I attended:

1. A meeting with the Monte Cristo Lane homeowners to discuss the proposed road resurfacing project. Staff is working with District Counsel to craft an agreement between the parties, and following that, Staff will seek Board approval prior to proceeding with design and engineering.

B. District Financial Matters

1. **District Investments.** Below is a summary of the District’s investment activities during the month of January. Investment statements are attached to the General Manager’s report for reference:

<u>Investment Account</u>	<u>Account Balance at 04/30/2026</u>	<u>Earning Yield</u>
Charles Schwab	\$6,030,407.96	3.51%
California CLASS	\$4,163,322.41	3.69%

During the past month the District’s investment earnings were as follows:

- \$17,451.52 in cash dividends earned by the Charles Schwab account.
- \$12,595.07 in earned income by the California CLASS account.

2. **Accounts Payable.** Staff currently prints and mails checks for every payment to vendors. Staff analyzed the impact implementing Automatic Clearing House (ACH) payments for+ the number of checks that would still be required. The chart below details those impacts:

Check Analysis		
Check Range from 1/1/2025 - 12/31/2025		
Number of Vendors Paid	265	
Vendors Paid More than 4 Times	56	21%
Vendors Paid More Than 5 Times	48	18%
Vendors Paid More Than 6 Times	42	16%
Number of Checks	917	
Checks to Vendors Paid More Than 4 Times	593	65%
Checks to Vendors Paid More Than 5 Times	553	60%
Checks to Vendors Paid More Than 6 Times	517	56%

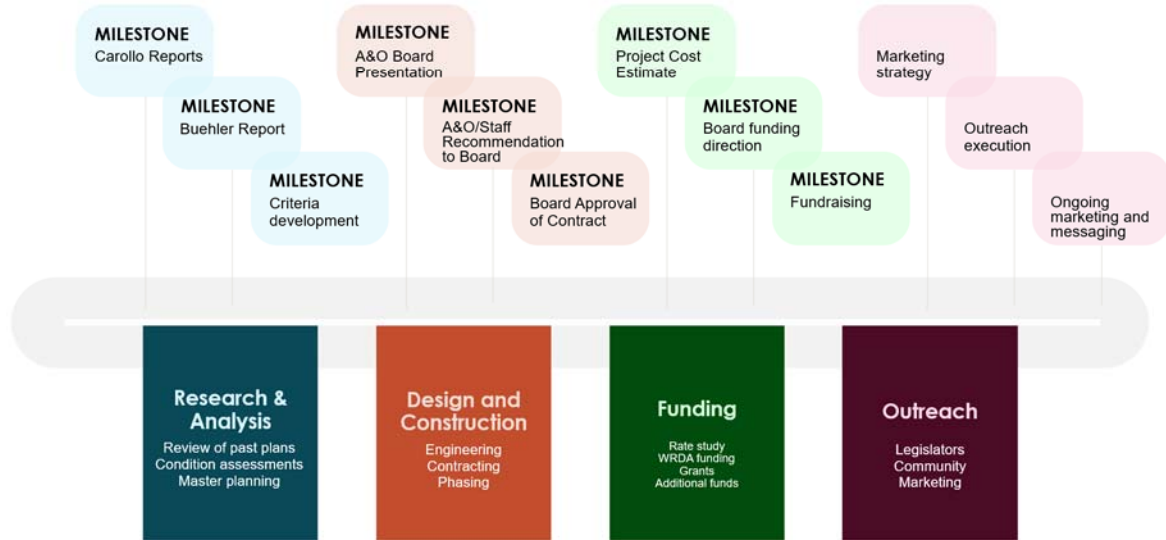
Considerable staff time would be saved with the implementation of ACH as anywhere between 517-593 checks would no longer be generated. Other advantages would be more timely payment to our vendors and less vulnerability to lost/stolen checks.

C. Wastewater Treatment Plant Roadmap

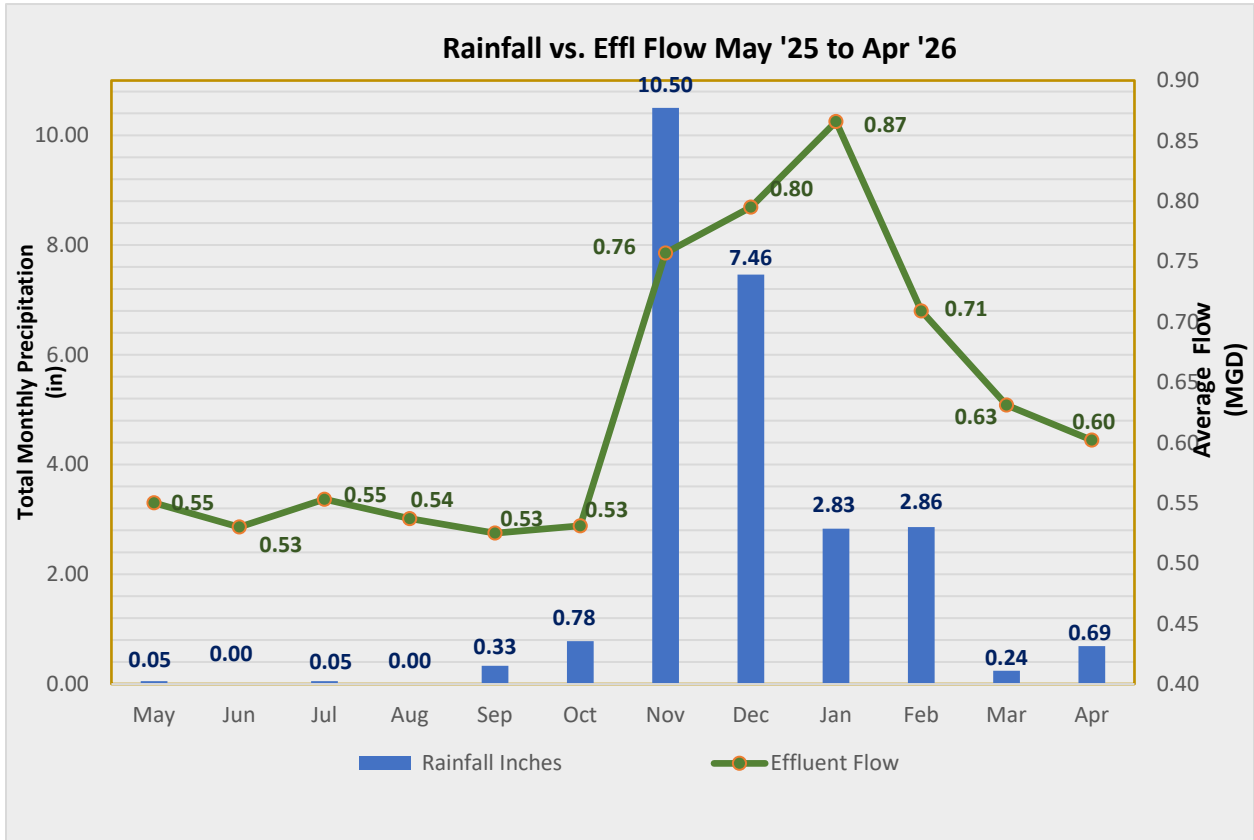
1. The following diagram outlines the significant District efforts currently ongoing in support of the wastewater treatment plant upgrade project. The following significant event occurred during this report period:
 - a. Design and Construction: The District met with Southland Industries and MKN Engineering to receive an update on the IGA work on May 14, 2026. Staff will visit region wastewater treatment plants in early June to continue research regarding design options.
 - b. Outreach: The District received just 23 responses to the introduction postcard and survey mailed to all property owners in the community. Also, the District mailed all rate study notices the week of April 20th. There has been one response to date.

Montecito Sanitary District Wastewater Treatment Plant Upgrade Project

Roadmap – Four Lines of Effort



D. Flow/Rain Comparison



E. Capital Improvements Projects and Key Effort Status Updates

Projects/Key Efforts	Status/Phase	Project Team	Comments
FEMA Rehabilitation (Protective Measures)	Reconciliation	N/A	FEMA/CalOES reimbursement obligated; staff working to secure reimbursement.
FEMA Protective Measures Restoration Plan	Monitoring	Rincon, Channel Islands Restoration	Monitoring is on-going. Most recent plant maintenance - 5/22
Septic to Sewer Strategic Plan	100% Draft Final	WSC, Phoenix	Staff provided comments and in WSC court. Review meeting 5/29.
Channel Drive Force Main Improvements - Design	65%	Stantec, E.Systems, Phoenix, OTS	Meeting on 5/14. Intermim deliverables in the next few weeks with 90% due 7/3.
Collection System Master Plan	70%	Stantec, Phoenix, WSC	Stantec working on I&I TM , and CIP list/figures.
Channel Lift Station Generator - Construction	0%	Blum, Phoenix, Quinn	Waiting for delivery of ATS and generator. Anticipate start in May 2026
Manhole Adjustments - East Mountain Dr. - Construction	0%	MGS	Pending MGS Contract. (Under Manhole Adjustments in budget).
Wastewater Treatment Plant Project - Design and Engineering	IGA - 45%	Southland, MKN	Basis of Design Memo complete. Working on plant tours, ocean outfall, and site work.
Monte Cristo Improvements - Design	0%	Phoenix, ECG	Staff met with 6/10 owners to discuss Agreement. Anticipated to move forward with design.
Climate Change Adaptation Plan (Phase 3)	RFP	Phoenix	Staff drafted RFP, in internal review. Delayed to due State review of Phases 1-2.
Website Development - Permits and Outreach	On-going	Staff and Rojas	Latest website update: 5/15
MSD/County Permitting Coordination	On-going	N/A	Latest communications: 4/3
Sewer Model Support	On-going	WSC, Phoenix	Latest communcations: 5/19
CMMS Integration (Asset Management)	80% Integration	Mobile MMS	Admin fully transferred to Mobile MMS. Updates to system on-going.
ESRI GIS	On-going	Z-World	On-going updates to the system and integration with Mobile MMS.
Sewer Main Extension Projects	On-going	N/A	Staff recently approved two projects. Septic to Sewer SP to provide future guidance.
2026 Sewer Main CIPP Lining - Design	On Hold	Phoenix	This project is being pushed to future CIP.
S. Jameson Bridge - Design	On Hold	Phoenix	County confirmed project has been put on hold. MSD to keep project on 5-year plan.
2025 Sewer Main CIPP Lining - Construction	100%	WSC, Phoenix, OTS, Insituform	Project Complete. Seeking Notice of Completion.
Annual Reporting	Complete	N/A	Staff completed Annual Report due to State as part of NPDES Permit (1/30).
Channel Lift Station Generator - Design	Complete	Blum, Phoenix, Quinn	APCD approved. Contracts signed. Construction ready.
2025 Sewer Main CIPP Lining - Design	Complete	WSC, Phoenix, OTS	Complete, closing out contracts.
Life Expectancy Analysis (LEA)	Complete	Stantec, Phoenix	Submitted to State on 7/2/25. Awaiting any State comments.
WWTP Seismic and Materials Study	Complete	Buehler, Earth Systems	Completed Final Report on 6/26/25.
2024 Manhole Lining - Construction	Complete	Sancon, Phoenix, MKN	Notice of Completion finalised.
Sewer Model Calibration	Complete	WSC, Phoenix	Technical memo complete, closing out.
Sewer System Management Plan (SSMP)	Complete	Fisher Compliance	Adopted by Board 7/9/25. Staff to submitted to State.



Montecito Sanitary District

1042 Monte Cristo Lane
Santa Barbara, CA 93108

A Public Service Agency

Phone: (805) 969-4200
www.montsan.org

MONTECITO SANITARY DISTRICT STAFF REPORT – 6A

DATE: May 27, 2026
TO: Board of Directors
FROM: John Weigold, General Manager
SUBJECT: Organizational Decisions

RECOMMENDATION

It is recommended that the Board:

- i. Elect a member of the Board to the office of Vice President; and
- ii. Discuss and determine Standing Committees; and
- iii. Review, discuss, and confirm committee assignments.

BACKGROUND

The Board of Directors made an appointment to fill its vacant director position at the May 13, 2026 Regular Meeting. The Board must now elect a director to fill the vacant vice president officer position.

The Board will also discuss and determine relevant ongoing Standing Committees, and following that determination, the Board will review, discuss and confirm the appropriate Standing Committee assignments.

FISCAL IMPACT: None

ATTACHMENTS: None



Montecito Sanitary District

1042 Monte Cristo Lane
Santa Barbara, CA 93108

A Public Service Agency

Phone: (805) 969-4200
www.montsan.org

MONTECITO SANITARY DISTRICT

STAFF REPORT – 6B

DATE: May 27, 2026

TO: Board of Directors

FROM: John Weigold, General Manager
Stephen Williams, Business and Administrative Manager

SUBJECT: Fiscal Year 2026-27 Budget Workshop

RECOMMENDATION

It is recommended that the Board:

- i) Receive a presentation from Staff on the Proposed Fiscal Year 2026-27 Budget; and
- ii) Provide input to Staff on the Proposed Fiscal Year 2026-27 budget.

ANALYSIS

The District's Budget is legally required to be passed prior to July 1st of each year. Staff has typically brought the budget to the Finance Committee in May for input, but with the recent director resignation Staff is bringing the budget to the full Board earlier than usual so that they can provide input as desired.

FISCAL IMPACT

This budget will set the precedent for revenues and expenditures for Fiscal Year 2026-27 that begins on July 1, 2026.

ATTACHMENTS:

1. Fiscal Year 2026-27 Budget Memo
2. Fiscal Year 2026-27 Proposed Operations & Maintenance Budget
3. Fiscal Year 2026-27 Capital Improvement Program (CIP) Budget
4. Fiscal Year 2026-27 Salary Range Table – Hourly
5. Fiscal Year 2026-27 Salary Range Table – Monthly
6. Fiscal Year 2026-27 Salary Range Table – Annual



Montecito Sanitary District

1042 Monte Cristo Lane
Santa Barbara, CA 93108

A Public Service Agency

PHONE: (805) 969-4200
www.montsan.org

FISCAL YEAR 2026-27 PROPOSED BUDGET MEMO

MISSION STATEMENT

“To protect the public health and safety and to preserve the natural environment through the collection, treatment, and disposal of wastewater in the most cost-effective way possible.”

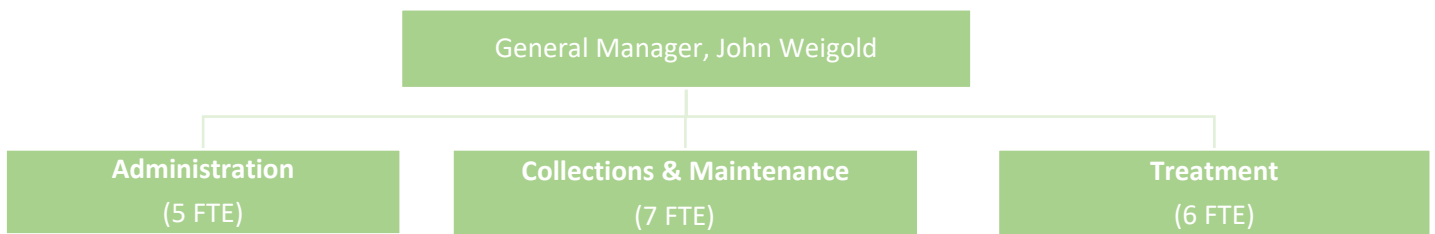
PURPOSE

The District was organized in 1947 pursuant to the Sanitary District Act of 1923 (Division 6 of the California Health and Safety Code) to provide for the collection, treatment and disposal of wastewater to residents within its service area. The District has a service area of approximately 8.9 square miles and an estimated population of approximately 9,000 people. The District currently serves approximately 3,132 residential and commercial properties.

The wastewater collection system includes approximately 77 miles of gravity sewer mains, five lift stations and 2.2 miles of sewer forcemains. The collection system's underground network of pipes range in size from 6-inch to 21-inch in diameter. The majority of the facilities were installed between 1961 and 1969.

Wastewater is conveyed to the District's Wastewater Treatment Plant for treatment. The Treatment Plant, which has a capacity to treat an average of 1.5 million gallons per day, provides full secondary treatment that includes conventional activated sludge tanks, secondary clarification, and disinfection. In 2025, the wastewater treatment reliably treated approximately 556,000 gallons per day and discharged the effluent through the 1,500 foot long ocean outfall.

ORGANIZATION



BUDGET STRUCTURE

Montecito Sanitary District utilizes an Enterprise Fund accounting method, appropriate for the type of utility service business that the District operates. The budget is a non-appropriated budget which supports funding the Districts' critical operations and capital improvement program. The flexible budget varies according to system demands and level of activity within the District on a year-to-year basis.

DISTRICT RECOMMENDED OPERATIONS AND MAINTENANCE BUDGET SUMMARY

Source of Funds		Use of Funds	
Operating Revenues	\$ 7,661,774	Salaries and Benefits	\$ 4,116,183
Non-Operating Revenues	\$ 1,250,000	Operating Expenses	\$ 2,193,400
Reimbursements	\$ 1,614,297	Capital Improvement	\$ 6,550,000
Total Source of Funds	\$ 10,526,071	Total Use of Funds	\$ 12,859,583

OPERATION & MAINTENANCE REVENUES

The District has five main types of revenues, three Operating and two Non-Operating. A description of these revenues are as follows:

Operating Revenues

- **Sewer Service Charges:** The District’s primary source of revenues comes from Sewer Service Charges. The County of Santa Barbara collects these funds from the District’s customers on their annual property tax statements, and the District receives the total amount of Sewer Service Charges revenue reported to the County each year. Sewer Service Charges constitute approximately 91% of total District revenues and 97% of its total operating revenue. This revenue source is relatively stable as any increases would come in the form of an increase to the number of connections or a rate increase. This fiscal year is the first fiscal year in which the District’s rate increases are implemented.
- **Connection Fees:** Connection Fees are established to reimburse existing customers for their investment in the wastewater collection and treatment capacity. As new customers connect to the District facilities, their connection fees contribute to future capacity upgrades. The District’s current connection fee is \$8,400 per equivalent residential unit (per Resolution 2022-944) and is currently being reviewed by Robert D. Niehaus as a part of its Sewer Rates and Fees contract.
- **Other Services:** The District also receives revenue in the form of miscellaneous fees for services such as plan check, processing agreements, engineering review, administrative review, and inspections.

Non-Operating Revenues

- **Property Tax:** The District’s second highest form of revenue comes from one-half of the 1% of total property tax revenue that is collected by the County of Santa Barbara for parcels within its service area, whether or not they are a customer of the District. This revenue source is also relatively flat as it increases/decreases with the total assessed value of properties within District boundaries. Amounts are allocated to the District twice during the fiscal year along with the Sewer Service Charges, typically in November and April.
- **Reimbursements:** The District went through the FEMA/CalOES Reimbursement process for damages incurred during the January 2023 Winter Storms. The project was obligated on April 15, 2025 and the District is awaiting receipt of the reimbursement checks. The initial amount obligated would equate to approximately **\$1,614,297** in reimbursements, however a reconciliation process will take place that will most likely lead to increased reimbursements as actual project costs came in higher than the estimates that were used in the initial project proposal by FEMA. The District anticipates receipt in **Fiscal Year 2026-27**.

- **Interest Income:** The District has two main investment accounts with Charles Schwab and California Class that produce higher yields than other low-interest bearing and non-interest bearing accounts.

REVENUE PROJECTIONS

	2025-26 Approved	2025-26 Projected	Difference	2026-27 Proposed
Operating Revenues				
Service Charges	\$ 6,550,000	\$ 6,565,084	\$ 15,084	\$ 7,371,774
Connection Fees	225,000	269,213	44,213	225,000
Other Services	55,000	96,955	41,955	65,000
Total Operating Revenues	\$ 6,830,000	\$ 6,931,251	\$ 101,251	\$ 7,661,774
Nonoperating Revenues				
Property Taxes	\$ 828,500	\$ 834,727	\$ 6,227	\$ 865,000
Reimbursements	1,614,297	18,216	(1,596,081)	1,614,297
Sale of Assets	-	-	-	-
Interest Income	415,000	483,230	68,230	385,000
Total Nonoperating Revenues	\$ 2,857,797	\$ 1,336,173	\$ (1,521,624)	\$ 2,864,297
Total Revenues	\$ 9,687,797	\$ 8,267,424	\$ (1,420,373)	\$ 10,526,071

Overall, Staff is projecting an increase in total budgeted revenues of approximately **\$838,274** in **Fiscal Year 2026-27** when compared to **Fiscal Year 2025-26** primarily attributed to the following:

- **\$806,690** increase in Sewer Service Charges due to the implementation of a rate increase pursuant to the rate study performed during **Fiscal Year 2025-26**.
- **\$36,500** increase in ½ of 1% property tax revenues.
- **\$10,000** increase in Other Services charges.
- **\$30,000** decrease in interest income as a result of lower interest bearing cash balances when compared to the prior fiscal year.

OPERATION & MAINTENANCE EXPENDITURES

The Districts’ Operations & Maintenance expenditures account for all the routine business expenses related to operating the treatment plant and normal maintenance of the collections system. The major cost categories include: Salaries and Benefits, Insurances, Maintenance and Repairs, Goods and Supplies, Professional Services provided by external parties, Administrative Fees, Plant and Lab Operating Costs, Safety, Training, and Travel Costs, and Utilities.

EXPENDITURE PROJECTIONS

	2025-26 Approved Budget	2025-26 Projected Actuals	Difference	2026-27 Proposed Budget	2026-27 Increase or (Decrease)
Operating Expenditures					
Salaries and Benefits	\$ 3,778,172	\$ 3,719,442	\$ 58,730	\$ 4,066,042	\$ 287,870
Insurance	160,500	139,405	21,095	178,000	17,500
Maintenance & Repairs	196,500	133,384	63,116	180,500	(16,000)
Goods & Supplies	148,000	107,329	40,671	155,400	7,400
Professional Services	355,000	326,448	28,552	279,500	(75,500)
Administrative Costs	441,600	269,091	172,509	480,500	38,900
Plant & Lab Operating Costs	680,000	477,537	202,463	604,000	(76,000)
Safety, Training, & Travel	63,500	48,928	14,572	76,000	12,500
Utilities	321,500	297,996	23,504	319,500	(2,000)
Total Operating Expenditures	\$ 6,144,772	\$ 5,519,561	\$ 625,211	\$ 6,339,442	\$ 194,670

The District’s Operations & Maintenance costs, along with the District’s Capital Improvement Program, make up the vast majority of the District’s overall expenditures for the Fiscal Year. The following sections includes a discussion of **Fiscal Year 2025-26** year-end projections and **Fiscal Year 2026-27** estimated expenditures.

CURRENT FISCAL YEAR ESTIMATED ACTUALS - FY 2025-26

District staff is projecting the Fiscal Year End Operating and Maintenance Fund expenditures to be approximately **\$5,519,561**, or **90%** of the budgeted amount. Below are a few key reasons expenditures were less than anticipated:

- **7645- NPDES Permit Requirements – Operations** – The District held off on starting Phase III of the required Climate Adaptation Plan as the State Water Resources Control Board have not yet officially signed off on the Phase I and Phase II submitted reports. This resulted in the line item being under budget by approximately **\$178,000**.
- **7671 – Asset Management** – This line item was under budget by approximately **\$78,000**, primarily due to the postponing of easement survey work.
- **7463 – Professional Services – Engineering** – The District was under budget by approximately **\$75,000** as a result of professional engineering services being concentrated on the District’s Capital Improvement Program rather than on operational needs.
- **7657 – Plant Maintenance Materials** – The District didn’t require utilization of these funds as a result of Wastewater Treatment Plant assets that didn’t require attention. As a result this line item was under budget by approximately **\$57,000**.
- **7681 – 2023 Winter Storm** – As part of FEMA reimbursement requirements the District is required to do a five-year vegetative restoration of one of the damage sites. Staff anticipated higher first year costs as a result of initial costs of trees/vegetation but actuals came in lower. As such this line item is under budget by approximately **\$27,000**.
- **7121 – Property Maintenance** – The District was under budget by approximately **\$32,000** as a result of less than anticipated maintenance needed on the District’s Wastewater Treatment Plant property.

NEXT FISCAL YEAR PROPOSED BUDGET – FY 2026-27

For **Fiscal Year 2026-27**, District to cover anticipated expenditures of total operating expenditures of **\$6,339,442**, an increase of **3.2%**. A summary of the proposed operating budget and high-level discussion are as follows:

Salaries and Benefits Summary

Below is a high level summary of the main reasons for the **\$287,870** increase in Salaries and Benefits budget:

- **6100 – Regular Salaries - \$155,870** increase in regular salaries based on the District being fully staffed and implementation of a 3% COLA pursuant to SEIU Local 620 and Management terms.
- **6600 – Group Medical Insurance - \$62,000** increase as a result of implementation of a new benefits structure during **Fiscal Year 2025-26**.
- **6605 – Retirement Medical Benefits - \$27,100** increase as a result of the addition of one eligible employee who retired during the prior fiscal year. There are currently no active employees eligible for this benefit in the future at the District.
- **6400 – CalPERS Contribution - \$25,000** increase to CalPERS contributions based on estimates that the Unfunded Actuarial Liability will be lower than the prior fiscal year due to favorable investment returns in the CalPERS portfolio. The prior fiscal year UAL was approximately **\$75,000** more than anticipated.

Operations & Maintenance Expenditures Summary

Below is a high level summary of the main reasons for the **\$93,200** decrease in Operations and Maintenance Expenditures:

- **7463 – Professional Service – Engineering** – The District anticipates the trend of utilizing professional engineering consulting services on the District’s CIP program rather than operational, so this line item is **\$55,000** less than the prior fiscal year.
- **7464 – Professional Services – IT Consulting** – The District completed several IT related projects during the current fiscal year that won’t be needed in the future, so this line item was decreased by **\$38,000**.
- **7671 – Asset Management** – Staff completed work on its GIS and SCADA upgrade projects during Fiscal Year 2025-26 leading to less efforts in this area moving forward. As a result of those projects a couple recurring vendors will no longer be providing consistent services to the District. These combine to result in a **\$36,000** decrease compared to last year.
- **7657 – Plant Maintenance Materials** – This line item is being decreased by **\$30,000** to be more in line with what was done prior to **Fiscal Year 2025-26**.
- **7681 – 2023 Winter Storm** – The District estimated the prior fiscal year budget prior to receiving bids on the restorative efforts. Now that a contract has been approved the appropriate amount will be budgeted in each of the next four fiscal years based on the proposed cost schedule. As a result this years budget is **\$22,500** less than last year.
- **7645 – NPDES Permit Requirements: Operations** - The District will be undergoing Phase III of the required Climate Change Adaptation Program pursuant to new requirements of the District’s NPDES permit. This project is expected to cost around **\$175,000**.

Montecito Sanitary District
Fiscal Year 2026-2027 Proposed Budget Memo

While the previous highlights detail reasons for line items being less than last year, the following are line items that staff anticipates being higher:

- **7610 – Furniture & Fixtures** – The District’s administration office is in need of refurbishment as many of the furniture, cubicles, and flooring materials, are in need of updating. As such this years budget was increased by **\$40,000**.
- **7510 – Contract Services/Labor** – This line item is budgeted for **\$34,400** higher than the previous year largely due to an increase in Legislative Advocacy services with Rojas Public Affairs to pursue Federal and State grants and loans.
- **7461 – Legal Counsel** – This line item is being increased by **\$25,000** based on the number of important matters the District will be pursuing during the next Fiscal Year and as such increased guidance from Legal Counsel will likely be necessary.
- **7722/7723 – Board Training and Travel** – These line items are being increased by **\$16,500** combined to account for increased Board training and travel anticipated in the coming fiscal year.
- **7500 – Public Outreach/Education** – This line item is being increased as a result of an anticipated increase in need for public outreach services as the District gets closer to a substantial Wastewater Treatment Plant improvement project.

The full, detailed chart of the Operations and Maintenance Budget is provided in **Attachment A – FY2026-27 Operating Budget - Proposed**. Below are some notable line items that consistently come up during budget discussions with some background on what costs are incorporated into them:

- **7461 – Professional Services – Legal** – This line item budgets for and tracks expenditures incurred by our General Legal Counsel.
- **7466 – Professional Services – Human Resources** – This line budgets for and tracks expenditures for Human Resources legal support by Price, Postel and Parma for Human Resource Special under a retainer agreement.
- **7430 – Memberships** – In preparation for the budget, District Staff have reviewed all professional memberships and their dues that constitute the budgeted amount for **Fiscal Year 2026-27**. This years budget includes memberships for the Association of California Water Agencies (**\$21,000**), the California Water Environment Association (**\$2,000**), the California Association of Sanitation Agencies (CASA) and CASA Education Foundation (**\$12,500**), and the California and Santa Barbara Branches of the California Special Districts Association (**\$11,500**). All other membership expenditures are to pay for required licenses for out Treatment and Collections Operators pursuant to our NPDES Permit.

CAPITAL IMPROVEMENT PROGRAM EXPENDITURES

CURRENT FISCAL YEAR ESTIMATED ACTUALS – FY 2025-26

The District is projected to spend approximately **\$6,419,377** in Capital Replacement (CIP) funds in **Fiscal Year 2025-26**. This is under the budgeted amount of **\$11,207,000**. This is primarily due to the following:

- **C007 – South Jameson Relocation – Design and Construction** – This project, which was put on hold by the County of Santa Barbara, is a requirement placed on the District by the County of Santa Barbara as they are planning to reconstruct the South Jameson bridge. Two 8-inch force mains are currently

affixed to the structure, and as such the District will be required to temporarily move, and permanently to accommodate the new bridge, and \$575,000 was budgeted in Fiscal Year 2025-26. This project has been put on hold

- **L001 - Channel Lift Station Improvement –Construction** – Design work is ongoing and as such the construction budget of \$1,000,000 will now carryforward into the next fiscal year.
- **T001 – Wastewater Treatment Plant Project – Design and Engineering** – The IGA design contract came in \$125,000 less than budgeted, and that, coupled with anticipated carryover into Fiscal Year 2026-27 of approximately \$1,150,000.
- **Various** – Several emergency and maintenance items are budgeted for in the CIP so that the District can tackle items that require attention. Total budget for those line items were \$660,000, of which only \$11,657 has been spent.

NEXT FISCAL YEAR PROPOSED BUDGET - FY 2026-27

The District is proposing a CIP schedule for Fiscal Year 2026-27 that focuses on design work, both on the infrastructure of the Wastewater Treatment Plant as well as the Collection System.

The following summary table is a high-level breakdown of the proposed capital expenditures. It is important to note that the figures in the summary table include both soft costs (planning, design, and construction management), as well as construction, equipment purchases and some contingency to account for minor changes in scope or purchasing factors such as inflation. It is also important to note that these projects include any outsourcing of engineering services needed to ensure these projects move forward. As the District has placed a greater emphasis on CIP projects in the past couple fiscal years, available CIP funds have decreased. This years CIP budget only includes projects that staff determine address higher risk areas to District infrastructure:

Program	2026/2027 Budget
Collections	\$ 4,350,000
Lift Stations	\$ 325,000
Treatment & Laboratory	\$ 1,150,000
Facilities	\$ 600,000
Infrastructure Emergency	\$ 750,000
Total	\$ 7,175,000

A full breakdown of the proposed CIP Budget can be seen in **Attachment B – FY2026-27 CIP Budget – Proposed**.

Collections Program

- **C001 - Collection System Master Plan** - Develop a comprehensive plan to efficiently prioritize and address collection system maintenance items.
- **C004 – Channel Drive Force Main - CARRYFORWARD** - Staff anticipates construction to begin in the first quarter of the Fiscal Year.

- **C007 – Toyota Tacoma** – This vehicle will replace the current 2015 Toyota Tacoma that is past its useful life.
- **C008 – San Ysidro Upsizing – Design** - This project will address issues in the collection system that could lead to overflows during heavy rain incidents.
- **C009 – Olive Mill/Middle Road Upsizing – Design** - This project will address issues in the collection system that could lead to overflows during heavy rain incidents.
- **CINV** – This project will examine select sites in the Collection system susceptible to INI.
- **CFLO** – This project will provide flow analysis to identify high risk areas in the collection system that need to be addressed.

Lift Station Program

- **L002 – Eucalyptus Lift Station Relocation - Design** – This project will provide design work for the relocation of one of the District’s Lift Stations.
- **L008 – Channel Lift Station Generator** – This project is a carryforward from the prior fiscal year. The District anticipates receipt of the generator in early July with work performed to install shortly thereafter.

Treatment & Laboratory Program

- **T001 - Wastewater Treatment Plant Project – Design and Engineering** – This project is a carryforward from the prior fiscal year and will continue the design work for the Wastewater Treatment Plan Improvement Project.

Facilities Maintenance Program

- **F010 – Monte Cristo Improvements** – This project is a carryforward from the prior year. Staff is actively working to partner with residents of Monte Cristo Lane to repave the road leading to the Administrative office of the Wastewater Treatment plant.

District Infrastructure Emergency

- **CEME/CMAN/LEME/TEME** – These line items are budgeted to address any unforeseen emergencies that occur to District infrastructure. Staff needs the budget to be able to address them as soon as possible, but in many cases these budgets aren’t utilized. They have been parsed out this fiscal year from the main CIP projects so that it can be easier to analyze the execution of planned CIP projects.

2017 SEWER REFUNDING REVENUE BONDS – CALIFORNIA SPECIAL DISTRICTS ASSOCIATION (CSDA) FINANCE CORPORATION

In May 2017 the District refunded its 2007 Certificates of Participation (COP). This refunding decreased the maturity term by seven years, removed the requirement for a reserve fund, and took advantage of lower interest rates.

The District will make two payments on its bond during **Fiscal Year 2026-27** totaling **\$912,325**. Of this total **\$775,000** will be applied to principal and **\$158,950** will be applied to interest. After all **Fiscal Year 2026-27** payments are made the remaining balance of the bond will be **\$3,460,000** and the bond is expected to be paid off by July 1, 2030, with the option to prepay with no penalty available July 1, 2027.

ANNUAL DEPRECIATION FUNDING

Annually, the Board considers contributing to the District’s Capital Replacement Fund. Typically, this contribution has been based on the prior fiscal year’s annual depreciation expense. The **Fiscal Year 2026-27** contribution will be based on the Fiscal Year 2025-26 Financial Audit and is anticipated to be around **\$1,295,000**. It should be noted that the District may withdraw monies from the Capital Replacement Fund at any time to fund capital projects or to meet any operational needs of the District.

FY 2026-27 PROJECTED OPERATIONS & MAINTENANCE AND CIP CASH POSITIONS

Taking into account the projected remaining expenditures for **Fiscal Year 2025-26** and the proposed budget for **Fiscal Year 2026-27**, the District’s projected cash position for its Operations and Maintenance fund and Capital Replacement fund are as follows:

	Operations and Maintenance Funds		
	2025-26 Projected	2026-27 Projected	Difference
Beginning Cash Balance	\$ 15,900,554	\$ 12,950,319	\$ (2,950,235)
Plus: Transfers From O&M	8,267,424	10,526,071	2,258,647
Less: Expenditures	(5,519,561)	(6,339,442)	(819,882)
Less: Bond Payments	(930,700)	(933,950)	(3,250)
Less: Capital Replacement Fund Contribution	(4,767,399)	(5,295,000)	(527,601)
Projected Ending Cash Balance	\$ 12,950,319	\$ 10,907,997	\$ (2,042,321)

	Capital Replacement Funds		
	2025-26 Projected	2026-27 Projected	Difference
	Balance	Balance	
Beginning Cash Balance	\$ 1,940,526	\$ 288,548	\$ (1,651,978)
Plus: Revenues	4,767,399	5,295,000	527,601
Plus: Reimbursements	-	1,614,297	1,614,297
Less: Expenditures	(6,419,377)	(7,175,000)	(755,623)
Projected Ending Cash Balance	\$ 288,548	\$ 22,845	\$ (265,703)

The District anticipates a cash balance of approximately **\$10,907,997** in its Operations and Maintenance funds and Capital Replacement funds at **6/30/2027**, based on the proposed budgetary figures presented in **Attachments A and B**. It should be noted that the Operations and Maintenance funds are supporting the District’s CIP efforts far greater than the annual depreciation amount it has done in years past. If the District wishes to execute on its CIP plan then funds from the Districts’ investment accounts, expected to be approximately **\$10,226,279** at **6/30/2026**, will need to be diverted to CIP accounts. This leaves cash balances in excess of the District’s Reserve Funds target of **\$3,250,000**.

Montecito Sanitary District
Fiscal Year 2026-2027 Proposed Budget Memo

In summary, the District will head into, and end **Fiscal Year 2026-27** in sound financial shape. The timing and execution of the District's Capital Improvement Program have a significant impact on the District's finances, and we will continue to report during the Fiscal Year with updated estimates and recommendations.

At each quarterly financial update staff will continue to inform the Finance Committee and the Board of Directors of any significant variations, both positive and negative to the fiscal condition of the District, that arise during the year and seek guidance on how to address such items.

Attachments:

Attachment A – FY 2026-27 Operating Budget – Proposed

Attachment B – FY 2026-27 CIP Budget – Proposed

Attachment C – FY 2026-27 Salary Schedules

OPERATING BUDGET FOR FISCAL YEAR 2026-27 - PROPOSED

		BASED ON DATA AS OF 4/30/2026					
A/C No	DESCRIPTION	FY2024-25 Actual Expenditures	FY2025-26 Approved Budget	FY2025-26 Actual Expense	Projected Year End	FY2025-26 Proposed Budget	Increase/(Decrease) From Prior Fiscal Year
6100	Regular Salaries	2,287,644	2,485,472	2,006,966	2,396,842	2,641,342	155,870
6105	Board Salaries	39,452	45,000	45,974	50,153	50,000	5,000
6108	Auto Allowance - GM	3,380	3,600	3,000	3,600	3,600	-
6270	Standby Pay	51,300	54,600	40,125	48,525	52,000	(2,600)
6300	Overtime	24,457	30,000	13,377	14,593	26,000	(4,000)
6400	CalPERS Contribution	457,219	450,000	465,696	508,032	475,000	25,000
6410	Employee Benefits	62,839	69,000	52,633	57,418	61,000	(8,000)
6500	FICA / Social Security Contribution	141,300	145,000	126,166	137,636	163,000	18,000
6510	Medicare Contribution	33,529	37,000	30,450	33,218	38,500	1,500
6520	Unemployment Tax - SUI	2,965	3,500	2,841	3,100	3,500	-
6600	Group Medical Insurance	302,825	310,000	253,144	351,144	372,000	62,000
6605	Retirement Medical Benefits	11,768	24,000	21,378	23,322	51,100	27,100
6610	Life Insurance	5,650	6,500	3,750	4,091	6,500	-
6615	Short / Long Term Disability	21,644	26,000	19,175	20,918	26,000	-
6620	Worker's Compensation	46,655	58,000	41,339	45,097	58,000	-
6640	Dental Insurance	12,148	19,000	11,201	12,219	21,000	2,000
6645	Vision Insurance	-	-	2,567	2,800	6,000	6,000
6650	Uniform Allowance	7,462	11,500	6,172	6,733	11,500	-
	Total Salaries and Benefits	\$ 3,512,238	\$ 3,778,172	\$ 3,145,955	\$ 3,719,442	\$ 4,066,042	\$ 287,870
7090	Pooled Liability Insurance	115,004	102,000	116,643	90,004	115,000	13,000
7091	Property Insurance	39,323	45,000	38,419	39,323	48,000	3,000
7093	Crime Policy	936	1,500	985	936	1,500	-
7094	Public Entity Physical Damage	9,142	12,000	8,138	9,142	13,500	1,500
7110	New Employee Physicals/Expenses	1,570	1,500	1,443	1,574	1,500	-
7121	Property Maintenance	69,887	85,000	48,383	58,781	\$73,000	(12,000)
7122	Vehicle Maintenance	8,387	15,000	12,591	13,736	15,000	-
7126	Coll - Equipment Rental	405	1,000	-	-	1,000	-
7127	Coll - Safety Equipment	7,555	5,000	322	351	5,000	-
7129	Lift Station Parts	13,328	32,000	23,124	25,227	28,000	(4,000)
7133	Vac Con Equipment / Repairs	13,263	15,000	7,183	7,836	15,000	-

OPERATING BUDGET FOR FISCAL YEAR 2026-27 - PROPOSED

		BASED ON DATA AS OF 4/30/2026					
A/C No	DESCRIPTION	FY2024-25 Actual Expenditures	FY2025-26 Approved Budget	FY2025-26 Actual Expense	Projected Year End	FY2025-26 Proposed Budget	Increase/(Decrease) From Prior Fiscal Year
7134	CCTV Equipment / Repairs	7,870	15,000	1,931	2,106	15,000	-
7135	Private Lateral Replacement Incentive	-	-	-	-	-	-
7136	Miscellaneous Collection Tools/Supplies	12,431	10,000	17,798	19,416	10,000	-
7138	Jetter Truck Equipment / Repairs	9,187	7,000	4,812	5,249	7,000	-
7150	Mechanical Maintenance	-	1,500	-	-	1,500	-
7200	General Operating Supplies	16,594	10,000	15,412	16,813	10,000	-
7201	Drinking, Bottled Water	2,347	2,500	1,807	1,971	2,500	-
7202	Gloves	5,941	8,000	738	805	8,000	-
7205	Community & Employee Goodwill	2,090	6,000	6,687	7,295	6,000	-
7220	Mailing / Shipping Expenses	1,275	5,000	3,587	3,913	5,000	-
7430	Memberships	45,159	45,000	41,057	39,000	47,000	2,000
7440	Miscellaneous Expenses	-	2,500	205	224	2,500	-
7450	Office Expenses	10,932	15,000	9,187	10,022	15,000	-
7452	Scanning & Shredding	-	10,000	-	-	10,000	-
7454	Books / Subscriptions / Study Guides	506	2,000	351	383	2,000	-
7456	Computer Hardware/Software/Licensing	38,303	52,000	24,662	26,903	57,400	5,400
7461	Prof Services - Legal	80,486	75,000	78,890	123,890	100,000	25,000
7462	Prof Services - Accounting	30,961	40,000	22,293	39,000	40,000	-
7463	Prof Services - Engineering	21,050	75,000	370	404	20,000	(55,000)
7464	Prof Services - IT	89,942	68,000	66,204	72,223	30,000	(38,000)
7466	Prof Services - Human Resources	14,320	12,000	7,581	8,271	12,000	-
7467	Prof Services - Special Legal Counsel	-	-	-	-	-	-
7500	Public Outreach/Education	1,931	10,000	32,309	35,246	25,000	15,000
7506	Administrative Fees	38,049	30,000	27,815	30,344	30,000	-
7508	Collection/Treatment Fines	-	10,000	-	-	10,000	-
7510	Contracted Services/Labor	103,935	69,100	95,570	104,258	103,500	34,400
7530	Notices / Ads for Publication	-	3,000	880	960	1,500	(1,500)
7610	Furniture & Fixtures	1,942	10,000	-	-	50,000	40,000
7641	NPDES Permit Requirements - Lab	23,538	10,000	10,155	11,078	16,000	6,000
7645	NPDES Permit Requirements - Operations	28,750	210,000	28,753	31,366	180,000	(30,000)
7650	Election Expenses	29	500	-	-	500	-

OPERATING BUDGET FOR FISCAL YEAR 2026-27 - PROPOSED

		BASED ON DATA AS OF 4/30/2026					
A/C No	DESCRIPTION	FY2024-25 Actual Expenditures	FY2025-26 Approved Budget	FY2025-26 Actual Expense	Projected Year End	FY2025-26 Proposed Budget	Increase/(Decrease) From Prior Fiscal Year
7652	Biosolids Disposal	74,545	70,000	49,277	65,703	70,000	-
7653	Chemicals for Plant	287,739	300,000	189,520	284,280	300,000	-
7654	Generator Servicing - Plant	2,101	10,000	4,089	4,461	10,000	-
7655	Hazardous Materials Disposal	5,291	2,000	162	176	2,000	-
7656	Plant Equipment Rental	-	5,000	-	-	5,000	-
7657	Plant Maintenance Materials	51,819	75,000	15,965	17,416	45,000	(30,000)
7658	Plant Maintenance Projects	-	5,000	-	-	5,000	-
7659	Safety Expenses	3,812	5,000	626	683	5,000	-
7661	Polymer	-	10,000	-	-	-	(10,000)
7662	Small Tools/ Equipment - Plant	3,773	4,000	195	213	4,000	-
7663	UF/RO - Operations	-	-	-	-	-	-
7664	UF/RO - Lab	-	-	-	-	-	-
7665	UF/RO - Chemicals	-	-	-	-	-	-
7670	Special Projects	75,874	85,000	79,417	86,637	75,000	(10,000)
7671	Asset Management	54,580	140,000	56,408	61,535	104,000	(36,000)
7681	2023 Winter Storm	-	75,000	41,414	47,414	52,500	(22,500)
7700	Laboratory Consumables & Small Equipment	31,409	38,000	31,940	34,843	38,000	-
7702	Laboratory Equipment Maintenance	14,302	10,000	1,219	1,330	10,000	-
7703	Contract Laboratory Analyses	4,687	10,000	6,104	6,659	10,000	-
7704	Laboratory HVAC Maintenance	-	6,000	844	921	6,000	-
7722	Board Training/Conf. Registration	2,015	2,500	1,650	1,800	12,000	9,500
7723	Board Meetings/Travel Expenses	4,620	5,000	6,509	7,101	12,000	7,000
7724	Staff Training/Conf. Registration	16,895	18,000	15,902	17,348	18,000	-
7725	Staff Travel Expenses	14,080	18,000	10,660	11,630	15,000	(3,000)
7726	Staff Certifications/Licenses	3,374	8,000	5,719	6,239	8,000	-
7727	OSHA Required Training	-	5,000	2,405	2,624	5,000	-
7728	Safety Boot Allowance	2,261	4,500	1,856	2,025	3,500	(1,000)
7729	Apparel and Uniforms	711	2,500	2,633	2,873	2,500	-
7731	Local Meeting Expenses	680	2,500	148	162	2,500	-
7740	Fuel and Oil	17,156	25,000	15,129	16,504	20,000	(5,000)
7761	Water	15,265	17,000	11,521	12,568	17,000	-

OPERATING BUDGET FOR FISCAL YEAR 2026-27 - PROPOSED

		BASED ON DATA AS OF 4/30/2026					
A/C No	DESCRIPTION	FY2024-25 Actual Expenditures	FY2025-26 Approved Budget	FY2025-26 Actual Expense	Projected Year End	FY2025-26 Proposed Budget	Increase/(Decrease) From Prior Fiscal Year
7762	Natural Gas	4,621	5,500	1,856	2,024	5,500	-
7763	Electricity	215,821	225,000	166,845	226,845	230,000	5,000
7766	Trash & Recycling Service	10,184	17,000	7,872	8,588	15,000	(2,000)
7767	Communications	19,188	20,000	18,333	20,000	20,000	-
7768	Telephone - Cellular	12,652	12,000	10,511	11,466	12,000	-
Total Operations & Maintenance		\$ 1,815,825	\$ 2,366,600	\$ 1,513,014	\$ 1,800,119	\$ 2,273,400	\$ (93,200)
Total Expenses		5,328,063	6,144,772	4,658,969	5,519,561	6,339,442	194,670

FY 2026-27 Proposed Capital Improvement Program (CIP) Budget

Collections:

Project No.	Description	Estimated Cost	2026/2027 Budget
C004	Channel Drive Force Main - CARRYFORWARD	\$ 3,000,000	\$ 3,000,000
C007	Toyota Tacoma	\$ 50,000	\$ 50,000
C008	San Ysidro Upsizing - Design	\$ 500,000	\$ 500,000
C009	Olive Mill/Middle Road Upsizing - Design	\$ 500,000	\$ 500,000
CINV	Inflow Investigations	\$ 200,000	\$ 200,000
CFLO	Flow Monitoring	\$ 100,000	\$ 100,000
Collections Total			\$ 4,350,000

Lift Stations:

Project No.	Description	Estimated Cost	2026/2027 Budget
L002	Eucalyptus Lift Station Relocation - Design	\$ 250,000	\$ 250,000
L008	Channel Lift Station Generator - CARRYFORWARD	\$ 75,000	\$ 75,000
Lift Stations Total			\$ 325,000

Treatment & Laboratory:

Project No.	Description	Estimated Cost	2026/2027 Budget
T001	WWTP Improvement Project - Design and Engineering - CARRYFORWARD	\$ 1,675,000	\$ 1,150,000
Treatment & Laboratory Total			\$ 1,150,000

Facilities:

Project No.	Description	Estimated Cost	2026/2027 Budget
F010	Monte Cristo Improvements - Design	\$ 100,000	\$ 100,000
F010	Monte Cristo Improvements - Construction	\$ 500,000	\$ 500,000
F011	Administration Building Improvements	\$ 150,000	\$ 150,000
Facilities Total			\$ 600,000

District Infrastructure Emergency

Project No.	Description	Estimated Cost	2026/2027 Budget
CEME	Collection System Emergencies	\$ 50,000	\$ 50,000
CMAIN	Collection System Emergency Maintenance	\$ 150,000	\$ 150,000
LEME	Lift Station Emergency Repairs	\$ 50,000	\$ 50,000
TEME	Treatment Plant Emergency Repairs	\$ 500,000	\$ 500,000
Sewer Main Extensions Total			\$ 750,000

Program	2026/2027 Budget
Collections	\$ 4,350,000
Lift Stations	\$ 325,000
Treatment & Laboratory	\$ 1,150,000
Facilities	\$ 600,000
Infrastructure Emergency	\$ 750,000
Total	\$ 7,175,000

Montecito Sanitary District Hourly Salary Range Table - Represented Fiscal Year 2026-27

Division	Role	EMPLOYMENT CLASSIFICATION	Step:	A	B	C	D	E
			Hourly	Hourly	Hourly	Hourly	Hourly	
Admin	Admin Asst	Administrative Technician II	\$	40.24	\$ 42.26	\$ 44.37	\$ 46.59	\$ 48.94
Admin	Engin Asst	Engineering Assistant	\$	50.10	\$ 52.60	\$ 55.23	\$ 58.00	\$ 60.90
Admin	Admin Asst	Accounting/Admin. Assistant	\$	50.77	\$ 53.30	\$ 55.98	\$ 58.77	\$ 61.71

Maint	Line	Facilities Maintenance	\$	41.16	\$ 43.33	\$ 45.61	\$ 48.01	\$ 50.54
Maint	Supervisor	Chief Maintenance Mechanic	\$	62.22	\$ 65.50	\$ 68.95	\$ 72.57	\$ 76.39

Collections	Trainee	Collections Operator in Training (OIT)	\$	28.84	\$ 30.29	\$ 31.81	\$ 33.40	\$ 35.07
Collections	Line	Collections I	\$	35.87	\$ 37.66	\$ 39.54	\$ 41.53	\$ 43.59
Collections	Line	Collections II	\$	39.45	\$ 41.41	\$ 43.48	\$ 45.66	\$ 47.94
Collections	Line	Collections III	\$	44.22	\$ 46.42	\$ 48.75	\$ 51.18	\$ 53.75
Collections	Line	Collections IV	\$	48.74	\$ 51.16	\$ 53.73	\$ 56.41	\$ 59.24
Collections	Supervisor	Collections Lead Operator	\$	56.41	\$ 59.24	\$ 62.20	\$ 65.31	\$ 68.58

Ops	Trainee	Operations Operator in Training (OIT)	\$	31.61	\$ 33.19	\$ 34.85	\$ 36.58	\$ 38.42
Ops	Line	Operator I	\$	39.21	\$ 41.27	\$ 43.45	\$ 45.73	\$ 48.14
Ops	Line	Operator II	\$	43.13	\$ 45.40	\$ 47.79	\$ 50.31	\$ 52.95
Ops	Line	Operator III	\$	47.44	\$ 49.94	\$ 52.57	\$ 55.33	\$ 58.25
Ops	Line	Operator IV	\$	52.19	\$ 54.93	\$ 57.82	\$ 60.87	\$ 64.07
Ops	Line	Operator V	\$	60.01	\$ 63.17	\$ 66.49	\$ 69.99	\$ 73.68

Montecito Sanitary District Management Hourly Salary Range Table - Unrepresented Fiscal Year 2026-27

MANAGERS			Hourly Low	Hourly High
Ops	Manager	Laboratory & Pretreatment Manager	\$ 60.14	\$ 78.70
Collections	Manager	Chief Plant Operator/Treatment Superintendent	\$ 78.23	\$ 90.58
Admin	Manager	Business and Administrative Manager	\$ 73.24	\$ 95.87
Collections/Ops	Manager	Collections & Maintenance Superintendent	\$ 76.80	\$ 98.01
Admin	Manager	Engineering Manager	\$ 75.21	\$ 108.82

EXECUTIVE			Hourly Rate
Admin	Executive	General Manager	\$ 108.17

Montecito Sanitary District Monthly Salary Range Table - Represented Fiscal Year 2026-27

Division	Role	EMPLOYMENT CLASSIFICATION	Step:	A	B	C	D	E
			Monthly	Monthly	Monthly	Monthly	Monthly	
Admin	Admin Asst	Administrative Technician II		\$ 6,974.32	\$ 7,325.07	\$ 7,690.58	\$ 8,076.40	\$ 8,482.53
Admin	Engin Asst	Engineering Assistant		\$ 8,153.67	\$ 8,561.35	\$ 8,989.42	\$ 9,438.89	\$ 9,910.83
Admin	Admin Asst	Accounting/Admin. Assistant		\$ 8,800.05	\$ 9,239.40	\$ 9,702.76	\$ 10,186.42	\$ 10,695.92
Maint	Line	Facilities Maintenance		\$ 7,134.61	\$ 7,510.12	\$ 7,905.39	\$ 8,321.46	\$ 8,759.43
Maint	Supervisor	Chief Maintenance Mechanic		\$ 10,785.37	\$ 11,353.02	\$ 11,950.55	\$ 12,579.53	\$ 13,241.61
Collections	Trainee	Collections Operator in Training (OIT)		\$ 4,999.06	\$ 5,250.12	\$ 5,514.11	\$ 5,789.16	\$ 6,078.99
Collections	Line	Collections I		\$ 6,217.44	\$ 6,527.58	\$ 6,854.33	\$ 7,197.69	\$ 7,555.82
Collections	Line	Collections II		\$ 6,837.71	\$ 7,177.38	\$ 7,537.36	\$ 7,913.95	\$ 8,309.00
Collections	Line	Collections III		\$ 7,664.74	\$ 8,046.87	\$ 8,449.30	\$ 8,872.04	\$ 9,316.94
Collections	Line	Collections IV		\$ 8,447.45	\$ 8,868.35	\$ 9,313.24	\$ 9,778.45	\$ 10,267.64
Collections	Supervisor	Collections Lead Operator		\$ 9,778.45	\$ 10,267.64	\$ 10,780.84	\$ 11,319.88	\$ 11,886.62
Ops	Trainee	Operations Operator in Training (OIT)		\$ 5,479.03	\$ 5,752.24	\$ 6,040.23	\$ 6,341.13	\$ 6,658.65
Ops	Line	Operator I		\$ 6,796.30	\$ 7,154.00	\$ 7,530.53	\$ 7,926.87	\$ 8,344.08
Ops	Line	Operator II		\$ 7,475.93	\$ 7,869.40	\$ 8,283.58	\$ 8,719.56	\$ 9,178.48
Ops	Line	Operator III		\$ 8,223.23	\$ 8,656.03	\$ 9,111.61	\$ 9,591.17	\$ 10,095.96
Ops	Line	Operator IV		\$ 9,045.70	\$ 9,521.79	\$ 10,022.93	\$ 10,550.46	\$ 11,105.74
Ops	Line	Operator V		\$ 10,401.95	\$ 10,949.42	\$ 11,525.71	\$ 12,132.32	\$ 12,770.87

Montecito Sanitary District Monthly Management Salary Range Table - Unrepresented Fiscal Year 2026-27

Approved at the June 11, 2025 Regular Board Meeting

MANAGERS			Monthly Low	Monthly High
Ops	Manager	Laboratory & Pretreatment Manager	\$ 10,424.37	\$ 13,642.01
Collections	Manager	Chief Plant Operator/Treatment Superintendent	\$ 13,560.60	\$ 15,700.26
Admin	Manager	Business and Administrative Manager	\$ 12,694.17	\$ 16,617.36
Collections/Ops	Manager	Collections & Maintenance Superintendent	\$ 13,311.76	\$ 16,988.90
Admin	Manager	Engineering Manager	\$ 13,036.70	\$ 18,862.78

EXECUTIVE			Monthly Rate
Admin	Executive	General Manager	\$ 18,750.00

Montecito Sanitary District Annual Salary Range Table - Represented Fiscal Year 2026-27

Division	Role	EMPLOYMENT CLASSIFICATION	Step:	A	B	C	D	E
			Annually	Annually	Annually	Annually	Annually	
Admin	Admin Asst	Administrative Technician II	\$	83,691.83	\$ 87,900.79	\$ 92,286.97	\$ 96,916.82	\$ 101,790.35
Admin	Engin Asst	Engineering Assistant	\$	97,844.00	\$ 102,736.20	\$ 107,873.01	\$ 113,266.66	\$ 118,929.99
Admin	Admin Asst	Accounting/Admin. Assistant	\$	105,600.57	\$ 110,872.84	\$ 116,433.10	\$ 122,237.03	\$ 128,351.10

Maint	Line	Facilities Maintenance	\$	85,615.37	\$ 90,121.44	\$ 94,864.68	\$ 99,857.55	\$ 105,113.21
Maint	Supv	Chief Maintenance Mechanic	\$	129,424.46	\$ 136,236.27	\$ 143,406.60	\$ 150,954.32	\$ 158,899.28

Collections	Trainee	Collections Operator in Training (OIT)	\$	59,988.74	\$ 63,001.47	\$ 66,169.27	\$ 69,469.98	\$ 72,947.91
Collections	Line	Collections I	\$	74,609.34	\$ 78,330.94	\$ 82,251.92	\$ 86,372.27	\$ 90,669.84
Collections	Line	Collections II	\$	82,052.55	\$ 86,128.59	\$ 90,448.31	\$ 94,967.41	\$ 99,708.02
Collections	Line	Collections III	\$	91,976.83	\$ 96,562.38	\$ 101,391.61	\$ 106,464.51	\$ 111,803.24
Collections	Line	Collections IV	\$	101,369.46	\$ 106,420.21	\$ 111,758.94	\$ 117,341.35	\$ 123,211.74
Collections	Supv	Collections Lead Operator	\$	117,341.35	\$ 123,211.74	\$ 129,370.11	\$ 135,838.61	\$ 142,639.41

Ops	Trainee	Operations Operator in Training (OIT)	\$	65,748.37	\$ 69,026.93	\$ 72,482.71	\$ 76,093.55	\$ 79,903.76
Ops	Line	Operator I	\$	81,555.63	\$ 85,848.03	\$ 90,366.35	\$ 95,122.47	\$ 100,128.92
Ops	Line	Operator II	\$	89,711.19	\$ 94,432.84	\$ 99,402.99	\$ 104,634.72	\$ 110,141.81
Ops	Line	Operator III	\$	98,678.71	\$ 103,872.32	\$ 109,339.29	\$ 115,093.98	\$ 121,151.56
Ops	Line	Operator IV	\$	108,548.38	\$ 114,261.45	\$ 120,275.21	\$ 126,605.49	\$ 133,268.93
Ops	Line	Operator V	\$	124,823.42	\$ 131,393.07	\$ 138,308.50	\$ 145,587.89	\$ 153,250.41

Montecito Sanitary District Annual Management Salary Range Table - Unrepresented Fiscal Year 2026-27

MANAGERS			Annual Low	Annual High
Ops	Manager	Laboratory & Pretreatment Manager	\$ 125,092.48	\$ 163,704.14
Collections	Manager	Chief Plant Operator/Treatment Superintendent	\$ 162,727.22	\$ 188,403.07
Admin	Manager	Business and Administrative Manager	\$ 152,329.98	\$ 199,408.30
Collections/Ops	Manager	Collections & Maintenance Superintendent	\$ 159,741.07	\$ 203,866.75
Admin	Manager	Engineering Manager	\$ 156,440.36	\$ 226,353.39

EXECUTIVE			Annual Rate
Admin	Executive	General Manager	\$ 225,000.00